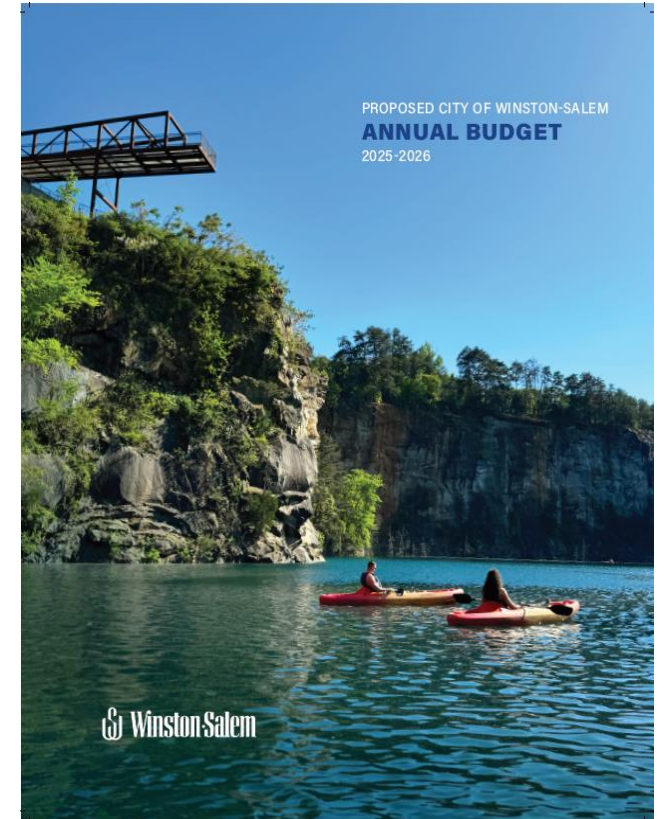




# FY 2025-26 PROPOSED BUDGET: CITY MANAGER PRESENTATION

**W. PATRICK PATE, CITY MANAGER**  
**MAY 19, 2025**

# CITY MANAGER'S MESSAGE

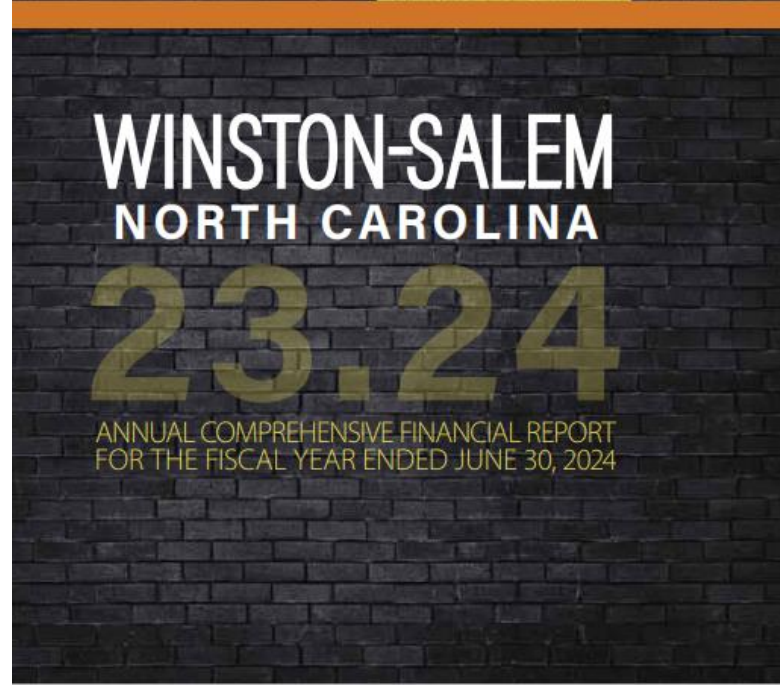
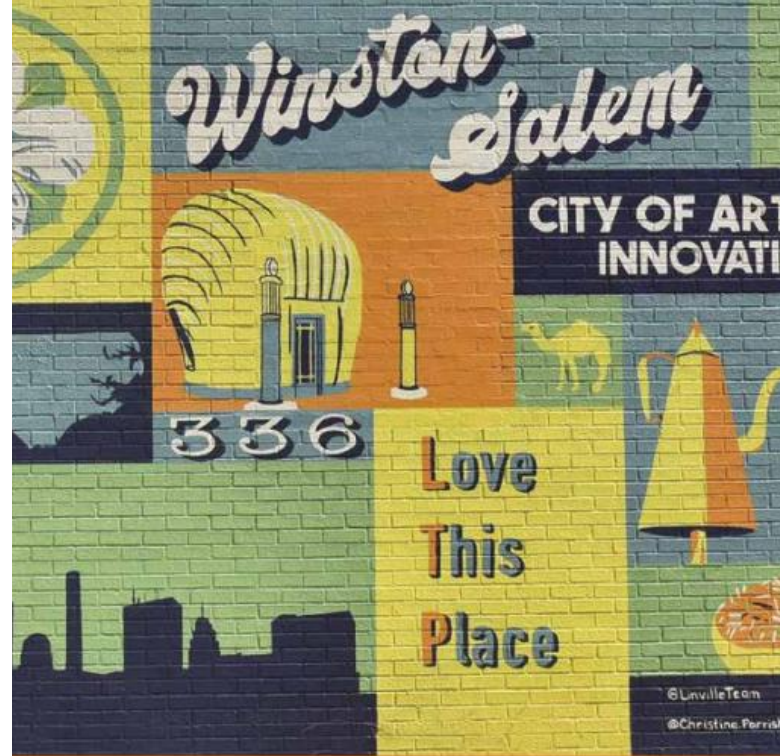






# GOOD GOVERNMENT

We understand that our responsibilities to our citizens and employees are central to our mission. Winston-Salem will maintain a steadfast focus on delivering its core services and utilizing best practices for municipal government.





# Piedmont Triad Regional Housing Summit

February 27, 2025



## ECONOMIC PROSPERITY

We believe that our City should empower individuals and businesses alike for success. Winston-Salem will support economic growth in ways that benefit our entire community.







# COMMUNITY ADVOCACY & ENGAGEMENT

We recognize that we cannot move our community forward without our valued relationships with key partners. Winston-Salem will champion collaboration to advocate for our City's future.

5







## LIVABLE COMMUNITY

We know that a sense of safety and excellent quality of life is foundational to our community's success. Winston-Salem will focus on enhancing a sense of civic pride in order to strengthen safety and be a community of choice.

6



# FY 2025-26 BUDGET PRIORITIES



Continuing to Become an Employer of Choice



Maintaining Current Service Levels (Particularly Transit Services)



Strengthening Financial Position



Finishing Currently-Funded Capital Projects





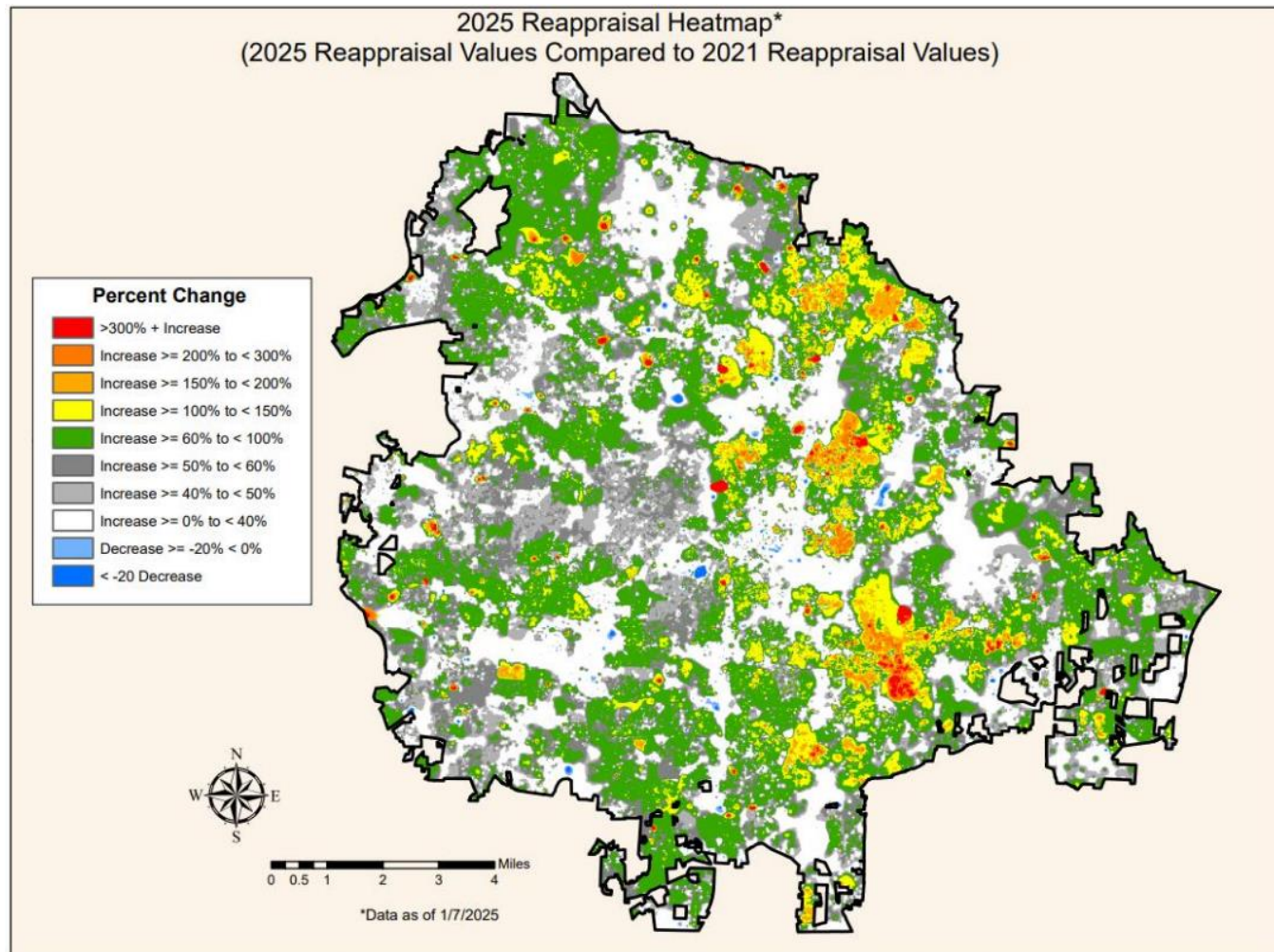
## WINSTON-SALEM AS AN EMPLOYER OF CHOICE

### EMPLOYEE SURVEY FINDINGS

- Exceeded the national average in 83% of benchmark questions
- 91% would like to finish their career with the City
- 82% would recommend the City as an employer





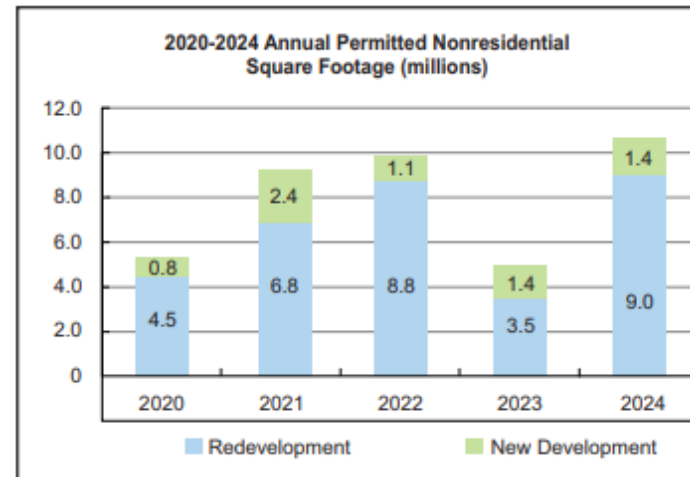
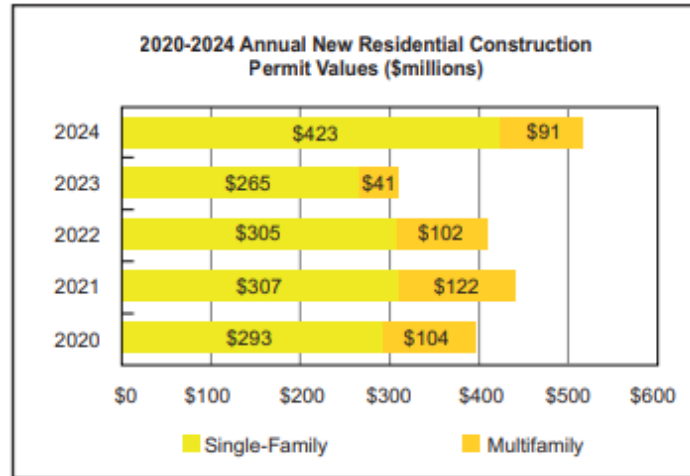


# 2025 REAL PROPERTY REVALUATION

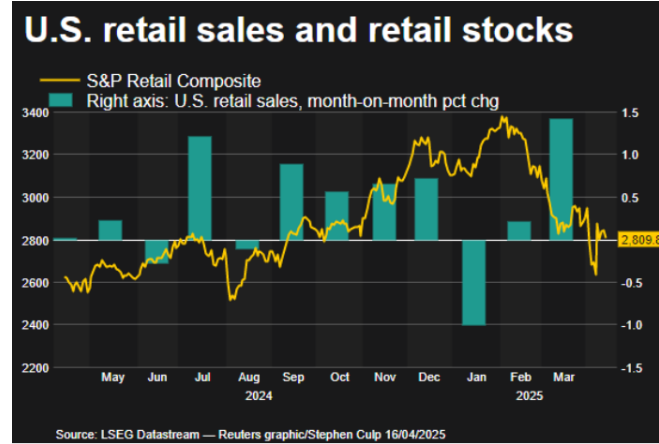
<u>Property Type</u>	<u>Value % Increase</u>
Residential	61%
Commerical	35%
Industrial	27%
<b>Total</b>	<b>51%</b>

\*Heat map from Forsyth County Tax Office presentation (2/4/25)

# LOCAL ECONOMY

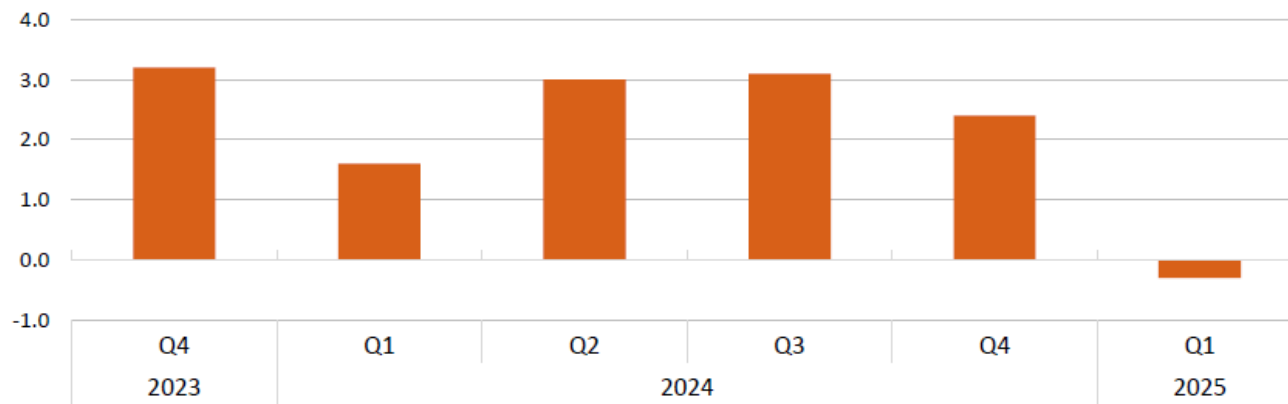






# MACROECONOMIC UNCERTAINTY

Real GDP, Percent Change from Preceding Quarter



U.S. Bureau of Economic Analysis

Seasonally adjusted annual rates

FY 2025-26 NET BUDGET GROWTH			
	Adopted	Proposed	Percent
	FY 24-25	FY 25-26	Change
<b>Operating Expenditures</b>			
General Fund	\$268,972,030	\$282,036,820	4.9%
Internal Service Funds	17,112,640	17,971,480	5.0%
Special Revenue Funds	17,006,830	15,855,340	-6.8%
Enterprise Funds	174,965,930	203,601,530	16.4%
<b>Subtotal</b>	<b>\$478,057,430</b>	<b>\$519,465,170</b>	<b>8.7%</b>
<b>Debt and Lease</b>			
Debt Service Fund	\$35,621,700	\$41,423,520	16.3%
Equipment Leasing Fund	28,099,750	54,127,720	92.6%
<b>Subtotal</b>	<b>\$63,721,450</b>	<b>\$95,551,240</b>	<b>50.0%</b>
<b>Capital Expenditures</b>			
Capital Projects Fund	\$8,406,130	\$11,981,740	42.5%
Enterprise Capital Projects	80,600,000	87,215,000	8.2%
Internal Service Capital Projects	0	4,325,000	
Capital Equipment Fund	20,394,630	0	-100.0%
<b>Subtotal</b>	<b>\$109,400,760</b>	<b>\$103,521,740</b>	<b>-5.4%</b>
<b>Fiduciary Funds</b>			
OPEB Fund	\$7,743,380	\$9,407,090	21.5%
<b>Total Expenditures</b>	<b>\$658,923,020</b>	<b>\$727,945,240</b>	<b>10.5%</b>

# CITY BUDGET & TAX DRIVERS

- PERSONNEL
- INFLATION
- DEBT PAY-OFF
- TRANSIT COSTS

- ACCOUNTING CHANGES
- PUBLIC ASSEMBLY FACILITIES
- VEHICLE ACQUISITION



<u>Tax Rate by Fund</u>	<u>FY 24-25</u> <u>Rate</u>	<u>FY 25-26</u> <u>Rate*</u>	<u>Rate</u> <u>Change</u>
General Fund	55.73	43.16	-12.57
Debt Service Fund	9.41	6.83	-2.58
Transit Fund	7.36	7.51	0.15
<b>Total</b>	<b>72.50</b>	<b>57.50</b>	<b>-15.00</b>

\*FY 25-26 General Fund rate includes 1.3 cents for previously debt-funded projects.

Revenue Neutral Tax Rate = 52.67 cents per \$100 of value.

## FY 2025-26 PROPOSED TAX RATE CHANGE

## USER FEE PROPOSED CHANGES



Water/Sewer – 5% average increase (\$2.81 per month for average residential user)



Solid Waste Disposal - \$1 per ton at all facilities except OSR C&D Landfill (\$2 per ton)



Stormwater – 4% rate increase effective 1/1/2026



Recreation & Parks – various rate increases for programming and facility rental



# STRATEGIC PRIORITIES AND NEEDS


TO BE ADDRESSED  
IN FUTURE  
BUDGETS OR  
BOND  
REFERENDUMS



Affordable Housing



Street Resurfacing



Facility Renovation  
& Replacement



Deferred  
Maintenance

# OPPORTUNITIES FOR INFORMATION AND ENGAGEMENT



BUDGET WORKSHOPS



PUBLIC INFORMATION  
SESSIONS



PUBLIC HEARING



# FY 2025-26 BUDGET REVIEW CALENDAR



Date/Location	Event/Topic
Tuesday, May 20 (5:30 p.m.) Carl Russell Recreation Center	Budget Public Information Session Drop-In Session for Residents
Wednesday, May 21 (4:00 p.m.) City Council Chamber	Committee of the Whole Budget Workshop Operating Budget Overview
Thursday, May 22 (4:00 p.m.) City Council Chamber	Committee of the Whole Budget Workshop Capital Budget Overview
Tuesday, May 27 (5:30 p.m.) Little Creek Recreation Center	Budget Public Information Session Drop-In Session for Residents
Wednesday, May 28 (4:00 p.m.) City Council Chamber	Committee of the Whole Budget Workshop Consideration of a Recommended Budget and Property Tax Rate
Monday, June 2 (6:00 p.m.) City Council Chamber	Regular Meeting of the City Council Budget Public Hearing
Monday, June 16 (6:00 p.m.) City Council Chamber	Regular Meeting of the City Council FY 2025-26 Budget Adoption

*\*All City Council meetings and workshops are televised, and recordings are available.*