















W-3515 Area Plan Recommendations

Southwest Suburban Area Plan Update, 2015
(Proposed land uses shown are generalized. See area plan for specific recommendations.)

-  Rezoning
-  Activity Center
-  Special Land Use Condition Areas
- Proposed Land Use**
 -  Single-Family Residential (0-8 DU/Ac)
 -  Low-Density Attached Residential (0-8 DU/Ac)
 -  Intermediate-Density Residential (8.1-18 DU/Ac)
 -  High-Density Residential (over 18 DU/Ac)
 -  Office
 -  Commercial
 -  Mixed-Use Development
 -  Institutional
 -  Park
- Proposed Growth Corridor**
 -  Urban/Suburban Form - Single-Family Residential
 -  Urban Form - Commercial/Office/Multifamily

