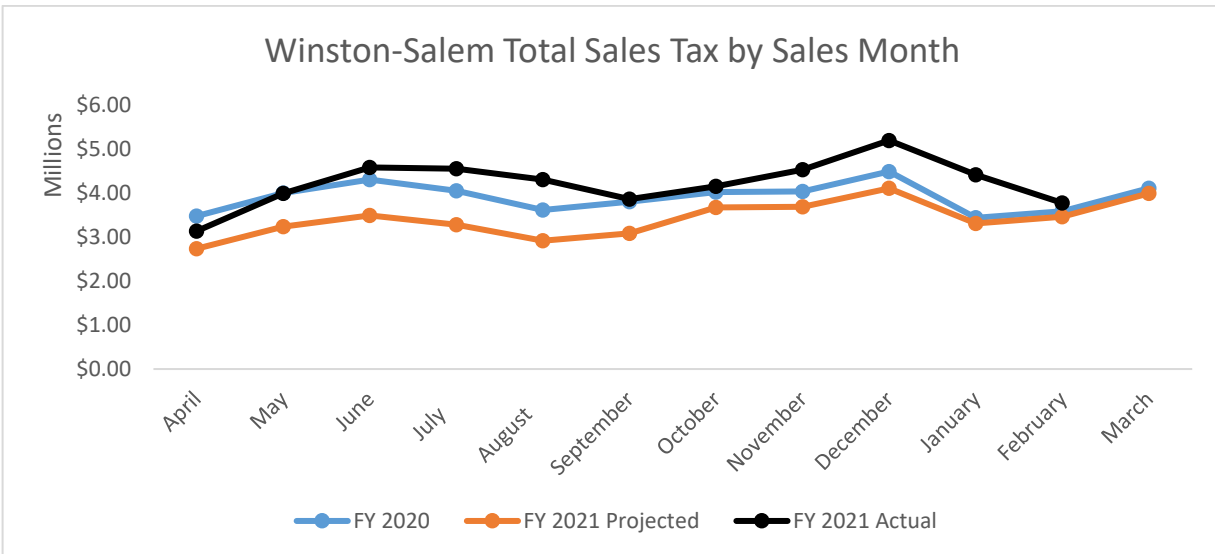


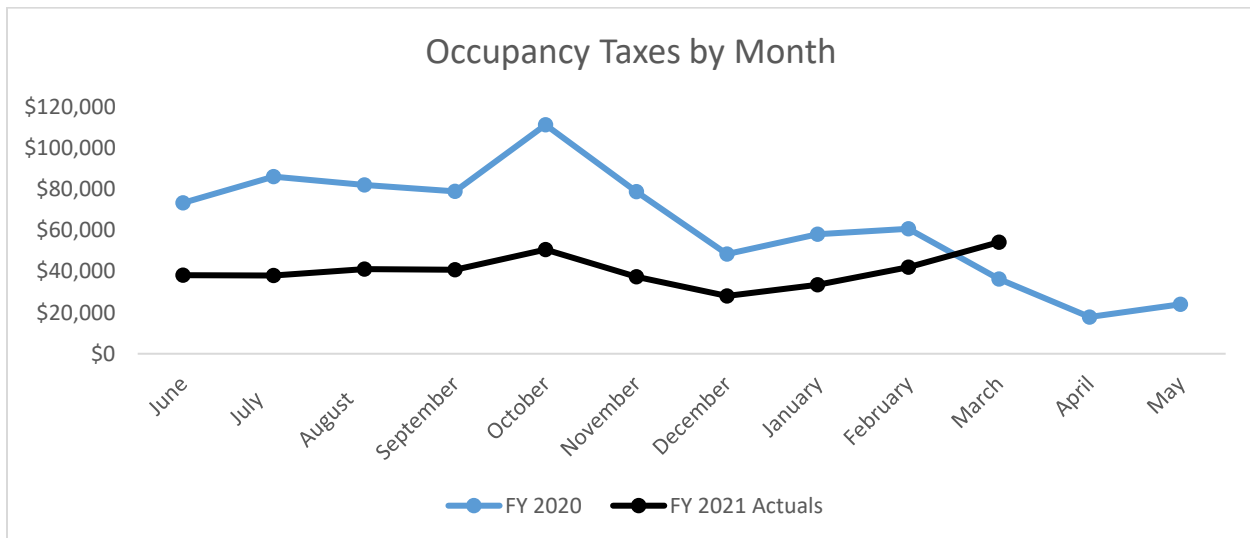
## JUNE 2021 REVENUES REPORT

*(General Fund, Occupancy Tax Fund, Utilities Franchise Tax Fund, Fairgrounds Fund, Parking Fund)*

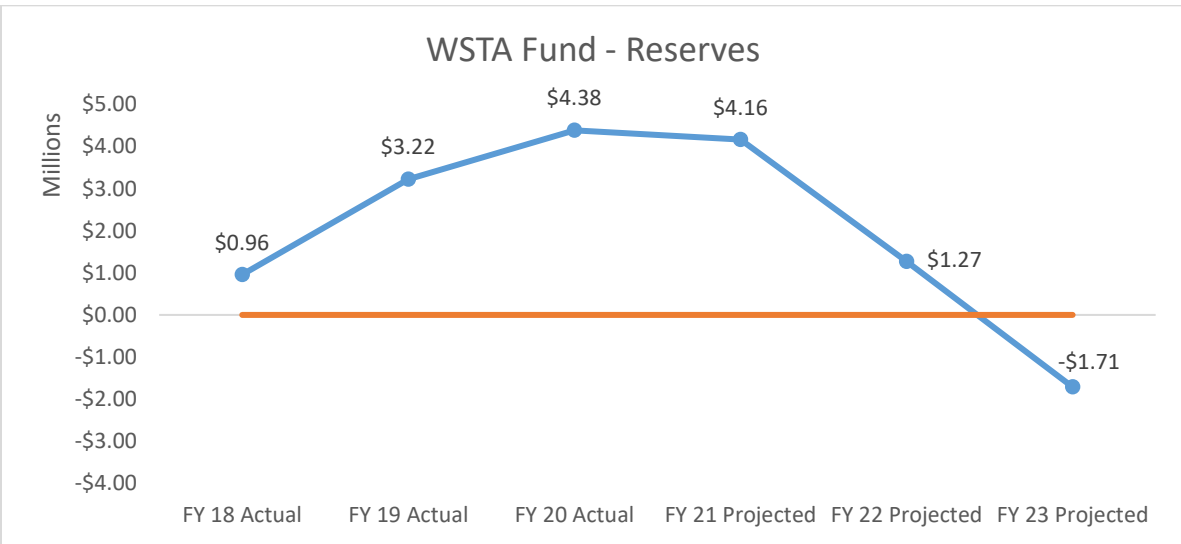
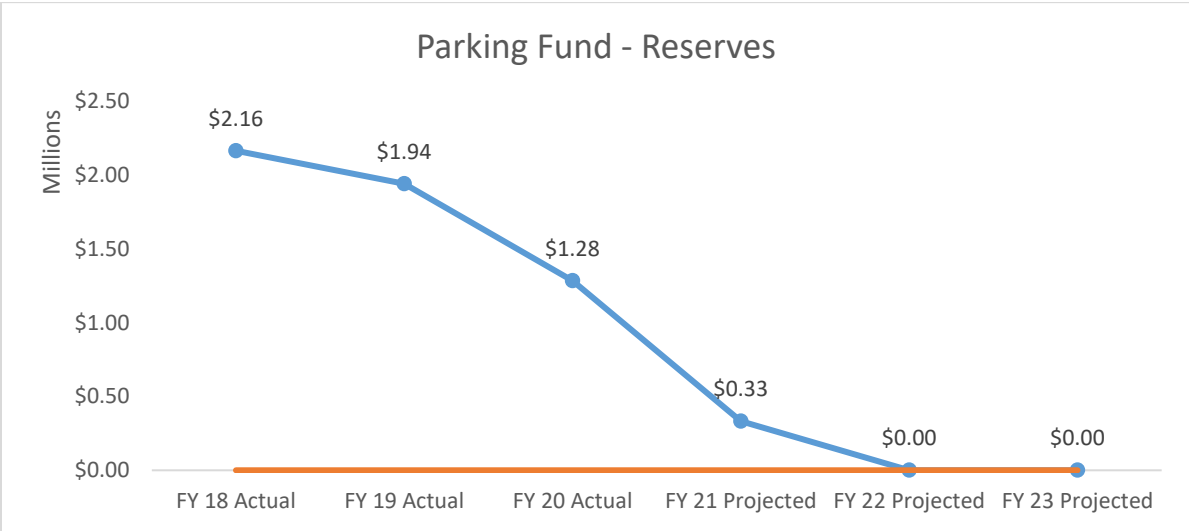
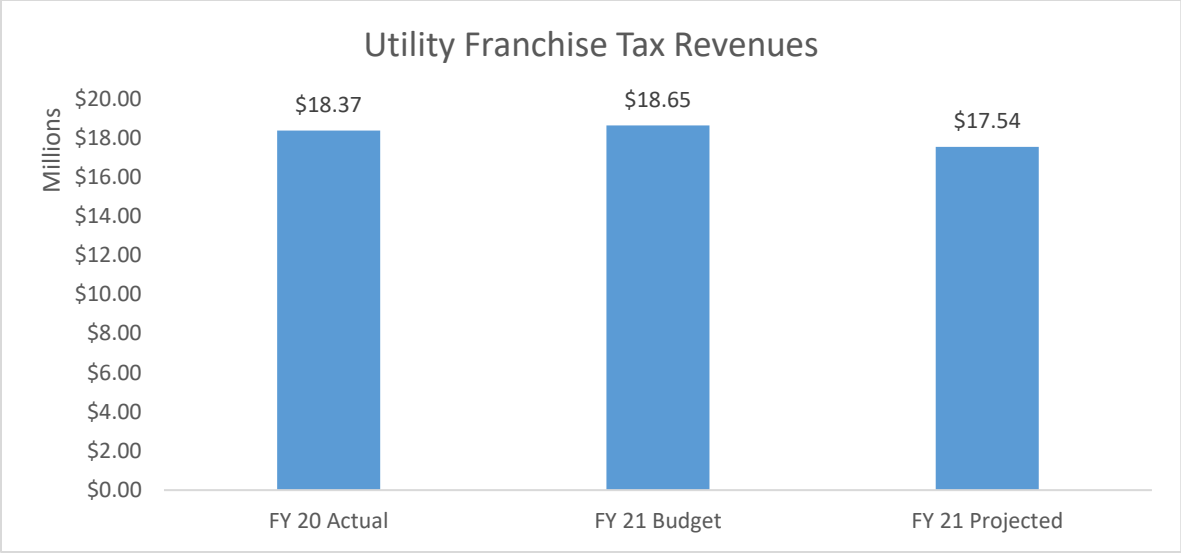
FY 21 General Fund Revenues	FY 20 Actual	FY 21 Budget	FY 21 Projected	% Change (Budget-Projected)
Property Taxes	\$109,964,422	\$111,484,120	\$111,837,196	0.3%
Sales Taxes	40,080,787	34,990,090	42,880,774	22.6%
Other Local Taxes	379,659	360,000	316,564	-12.1%
Licenses and permits	6,102,518	5,851,260	6,171,483	5.5%
Intergovernmental revenues	22,092,075	21,593,040	21,298,186	-1.4%
Charges for sales and services	17,083,396	20,571,464	17,876,759	-13.1%
Other revenues	4,806,662	4,315,828	2,687,348	-37.7%
Transfers In	6,949,959	12,437,410	11,734,347	-5.7%
Fund Balance Appropriation	0	5,430,000	883,007	-83.7%
<b>Total - General Fund Revenues</b>	<b>\$207,459,478</b>	<b>\$217,033,212</b>	<b>\$215,685,664</b>	<b>-0.6%</b>



\*Sales tax is distributed three months after the sales month. (e.g., April 2020 sales distributed in July 2020)



\*Occupancy taxes are received the following month. (e.g., June occupancy taxes are received in July)



## Winston-Salem Fairgrounds Reserves

