












W-3589 Area Plan Recommendations

South Suburban Area Plan Update, 2018
(Proposed land uses shown are generalized. See area plan for specific recommendations.)

-  Rezoning
-  Activity Center
-  Special Land Use Condition Areas
- Proposed Land Use**
-  Single-Family Residential (0-8 Du/Ac)
-  Low-Density Attached Residential (0-8 DU/Ac)
-  Intermediate-Density Residential (8.1-18 DU/Ac)
-  Manufactured Housing Park
-  Office
-  Commercial
-  Industrial
-  Institutional

