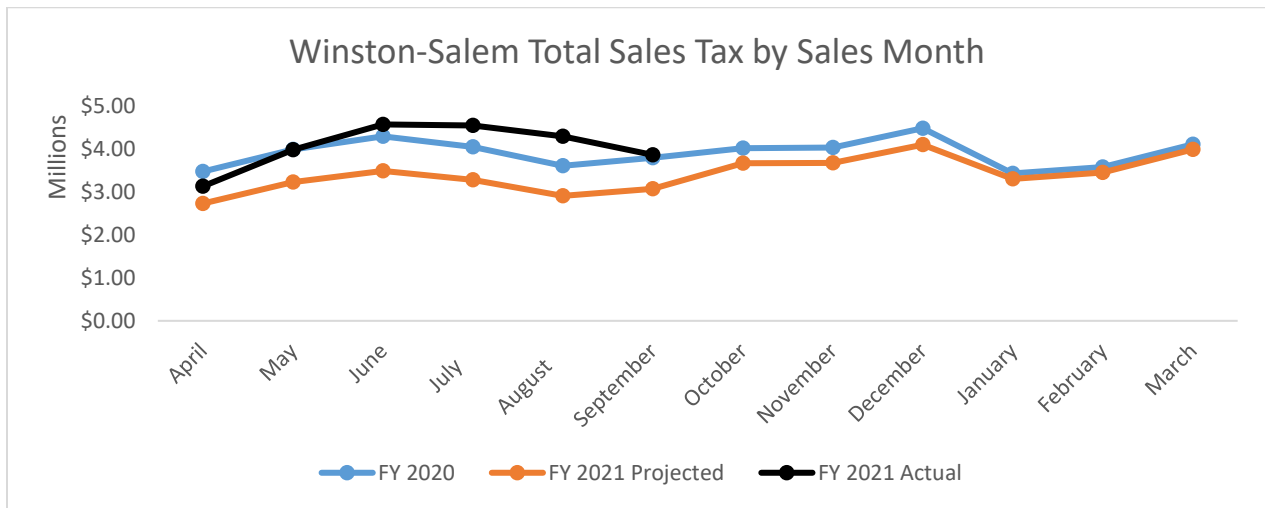


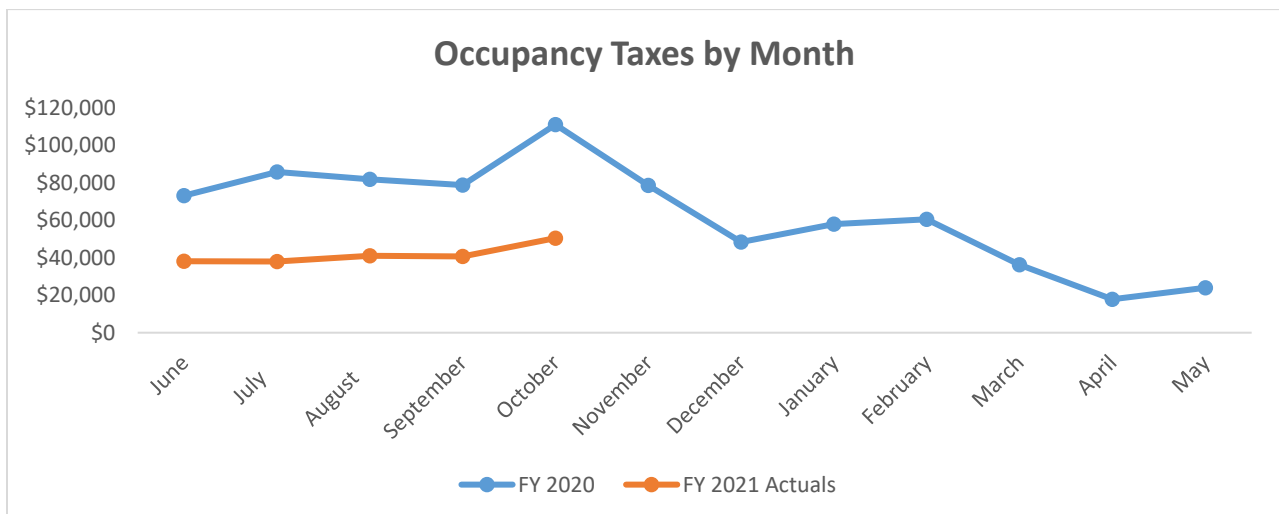
JANUARY 2021 REVENUES REPORT

(General Fund, Occupancy Tax Fund, Utilities Franchise Tax Fund, Fairgrounds Fund, Parking Fund)

FY 21 General Fund Revenues	FY 20 Actual	FY 21 Budget	FY 21 Projected	% Change (Budget-Projected)
Property Taxes	\$109,964,422	\$111,484,120	\$111,484,120	0%
Sales Taxes	40,080,787	34,990,090	39,464,180	12.8%
Other Local Taxes	379,659	360,000	360,000	0%
Licenses and permits	6,102,518	5,821,260	5,821,260	0%
Intergovernmental revenues	22,092,075	21,593,040	21,069,593	-2.4%
Charges for sales and services	17,083,396	20,571,464	20,433,964	-0.7%
Other revenues	4,806,662	4,314,100	3,025,900	-29.9%
Transfers In	6,949,959	12,257,410	12,049,334	-1.7%
Fund Balance Appropriation	0	4,271,431	5,202,820	21.8%
Total - General Fund Revenues	\$207,459,478	\$215,662,915	\$218,911,171	1.5%

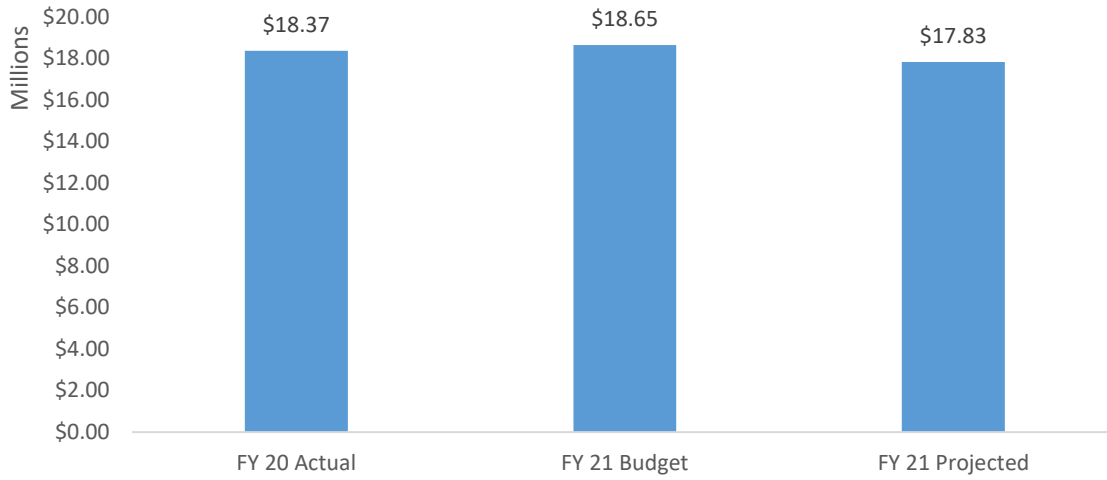


*Sales tax is distributed three months after the sales month. (e.g., April 2020 sales distributed in July 2020)

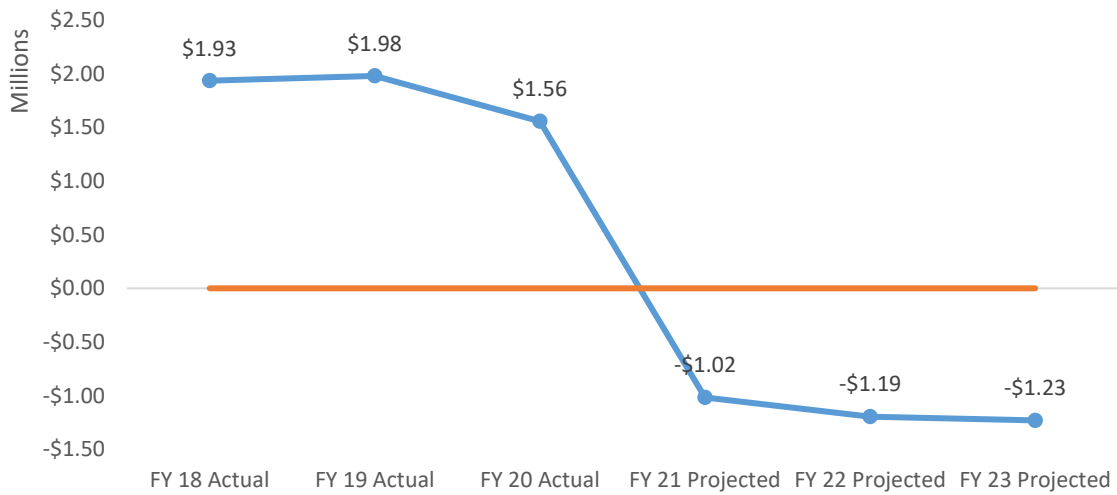


*Occupancy taxes are received the following month. (e.g., June occupancy taxes are received in July)

Utility Franchise Tax Revenues



Winston-Salem Fairgrounds Fund - Reserves



Parking Fund - Reserves

