















# W-3540 Area Plan Recommendations

Southwest Suburban Area Plan Update, 2015  
(Proposed land uses shown are generalized. See area plan for specific recommendations.)

-  Rezoning
-  Activity Center
-  Special Land Use Condition Areas
- Proposed Land Use**
  -  Single-Family Residential (0-8 DU/Ac)
  -  Low-Density Attached Residential (0-8 DU/Ac)
  -  Intermediate-Density Residential (8.1-18 DU/Ac)
  -  High-Density Residential (over 18 DU/Ac)
  -  Office
  -  Commercial
  -  Mixed-Use Development
  -  Institutional
  -  Park
- Proposed Growth Corridor**
  -  Urban/Suburban Form - Single-Family Residential
  -  Urban Form - Commercial/Office/Multifamily

