






W-3621 Area Plan Recommendations

Southeast Suburban Area Plan Update, 2016
(Proposed land uses shown are generalized. See area plan for specific recommendations.)

-  Rezoning
-  Activity Center
-  Special Land Use Condition Areas
- Proposed Land Use**
 -  Single-Family Residential (0-8 DU/Ac)
 -  Urban Residential Infill
 -  Intermediate-Density Residential (8.1-18 DU/Ac)
 -  High-Density Residential (over 18 DU/Ac)
 -  Commercial
 -  Industrial
 -  Institutional
 -  Open space
 -  Utilities
- Residential Opportunity Areas**
 -  Low-Density Attached Residential (0-8 DU/Ac)

