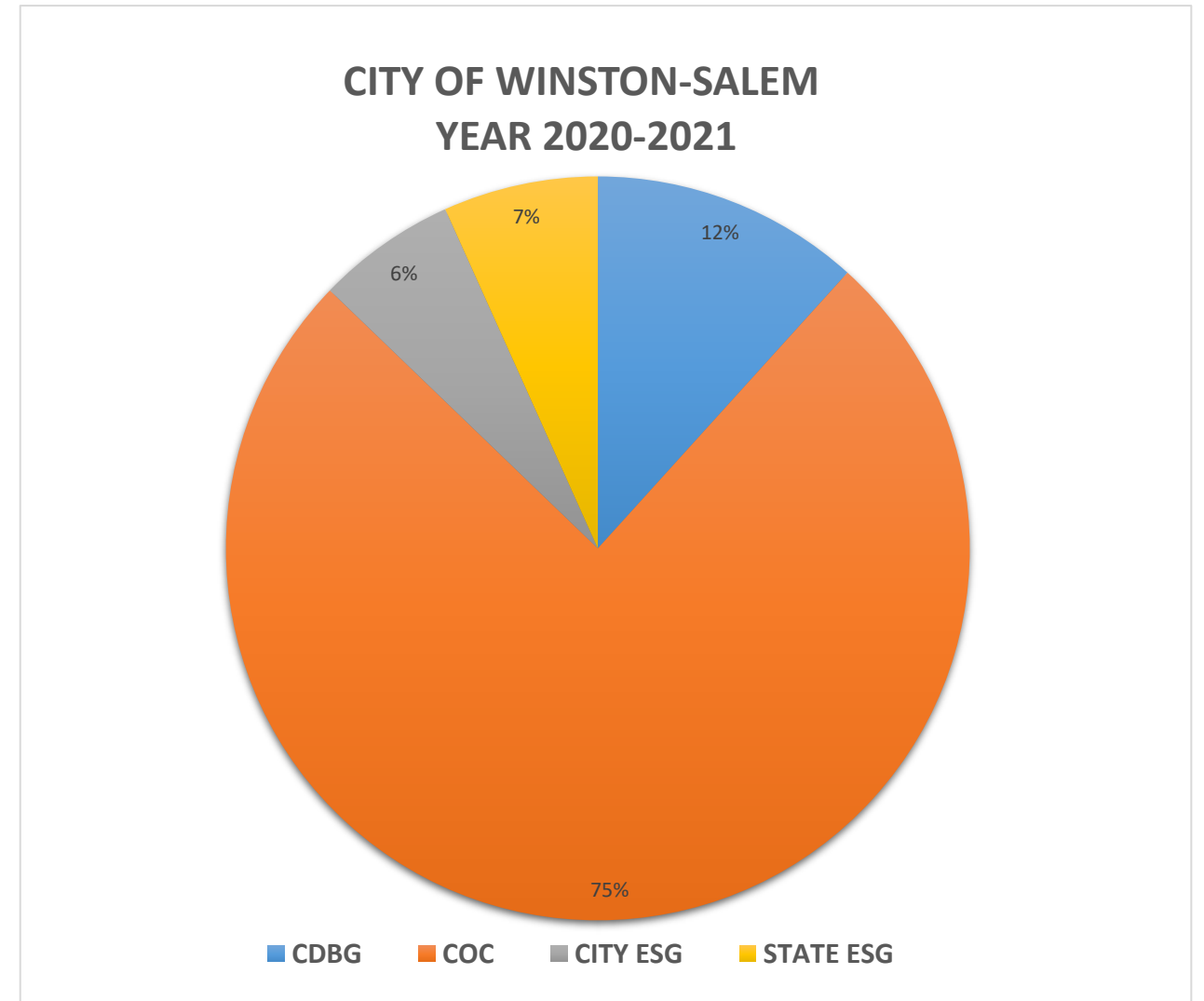
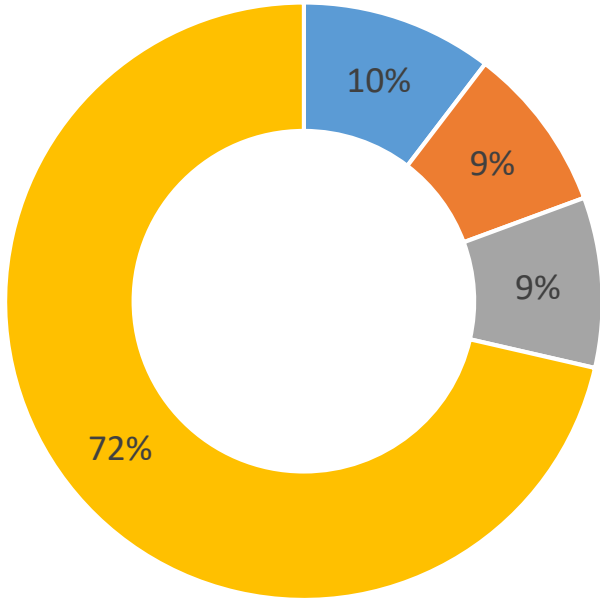


Exhibit A CoC Funding and Key Data Points 2018 – 2021

Type of Funding	FUNDING YEAR 2020-2021 Agency/Project: \$2,821,225
CDBG \$401,200	<ul style="list-style-type: none"> ▪ Experiment in Self- Reliance: Housing case management, Rehab of Burton Street and Spring Street ▪ United Way of Forsyth County: Coordinated intake ▪ Piedmont Triad Regional Council: Project Reentry ▪ Positive Wellness Alliance: Housing case management for persons with HIV/AIDS ▪ Financial Pathways: Operation costs for Center for Home Ownership
CoC \$2,015,911	<ul style="list-style-type: none"> ▪ Cleveland Mediation: CoC Diversion Training for Staff ▪ Crossnore School & Children’s Home: A Place of My Own Leasing & Training Services ▪ Experiment in Self Reliance: 5th Street II Apartments, 4 Permanent Housing Case Managers ▪ Family Services: 3 Housing Case Managers ▪ Bethesda Center for the Homeless: Permanent Housing Case Management (2) ▪ Housing Authority of Winston-Salem: PSH Collaborative ▪ MICAH: Management and production of Homeless Management Information System ▪ United Way: Direct rental assistance and Housing Case management
City ESG \$191,617	<ul style="list-style-type: none"> ▪ City with Dwellings: Street Outreach and Data Coordination ▪ Family Services: Battered Women’s Shelter ▪ The Salvation Army: Family Shelter Operation ▪ United Way of Forsyth County: Direct rental assistance ▪ Samaritan Ministries: Shelter Operation ▪ United Way of Forsyth County: White Flag Shelter
State ESG \$212,497	<ul style="list-style-type: none"> ▪ Bethesda Center for the Homeless: Day & Night Shelter ▪ Experiment in Self Reliance: Burton Street Apartments Emergency Shelter ▪ Family Services: Battered Women’s Shelter ▪ Samaritan Ministries: Shelter Operations ▪ The Salvation Army: Shelter Operations ▪ United Way of Forsyth County: Rental Assistance
HFF	<ul style="list-style-type: none"> ▪ Bethesda Center for the Homeless: Medically fragile shelter

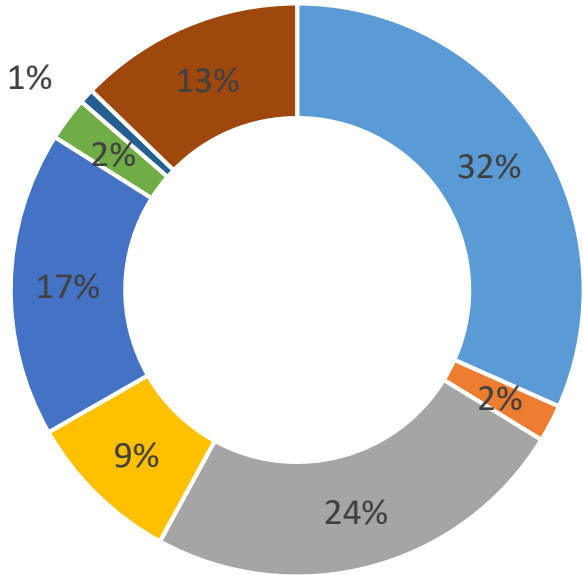


2020-2021 CDBG FUNDING- \$401,200



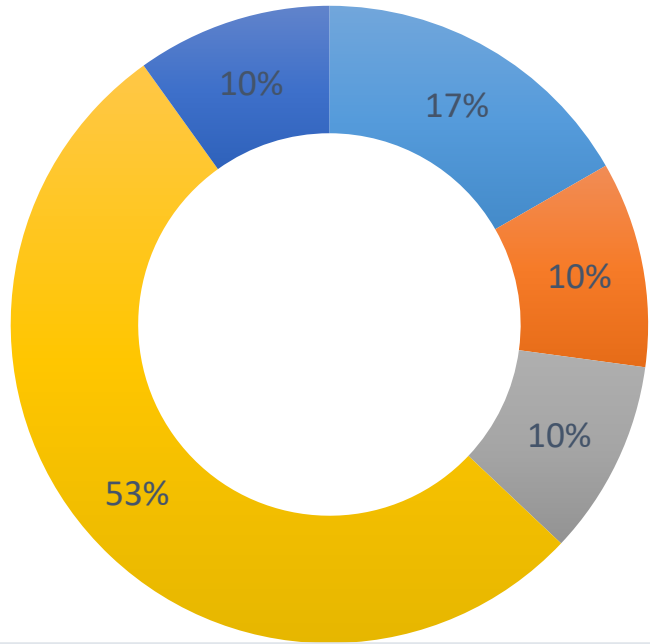
- Positive Wellness Alliance-\$35,100
- United Way of Forsyth County- \$30,400
- Piedmont Triad Regional Council- \$31,150
- Experiment in Self Reliance- \$241,400

2020-2021 CoC FUNDING- \$2,015,911



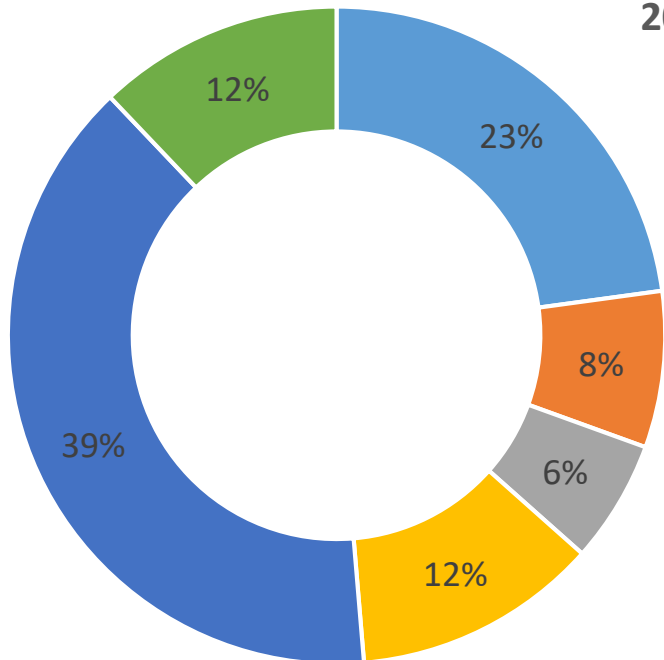
- United Way of Forsyth County- \$638,315
- MCAH-HMIS- \$42,292
- Housing Authority of WS- \$487,786
- Family Services- \$176,819
- Experiment in Self Reliance- \$347,320
- Crossnore School & Childrens Home- \$49,597
- Mental Health Training- Cleveland Mediation- \$16,830
- Bethesda Center- \$256,952

2020-2021 City ESG FUNDING \$191,617



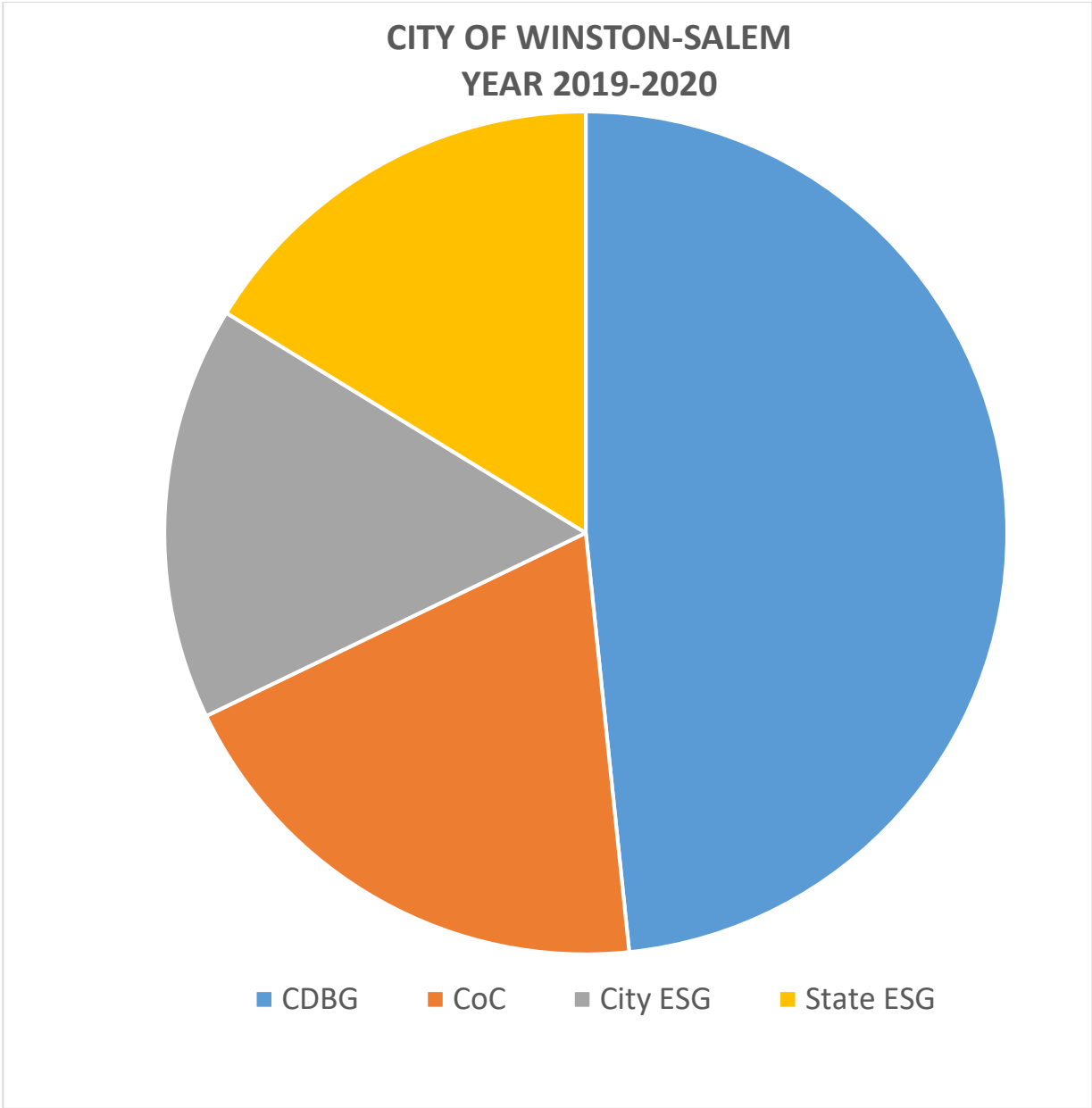
- City with Dwellings-\$32,000
- Family Services- \$20,013
- The Salvation Army- \$18,982
- United Way- \$101,640
- Samaritan Ministries- \$18,982

2020-2021 State ESG FUNDING - \$212,497



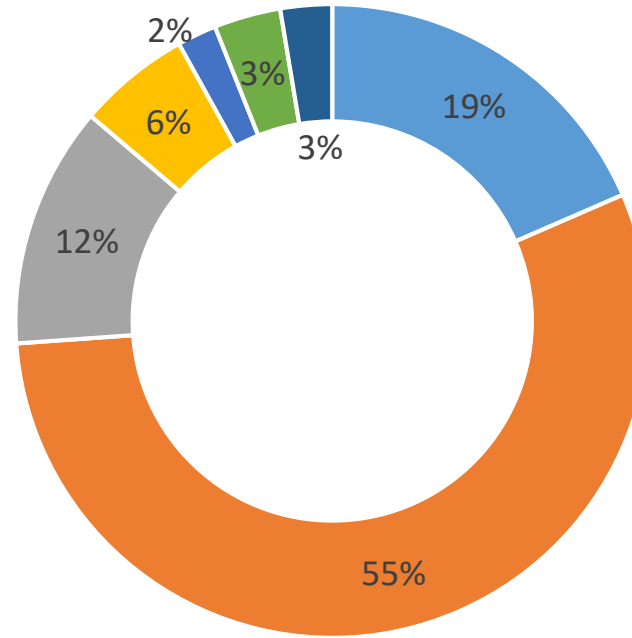
- Bethesda Center
- Experiment in Self Reliance-\$16,352
- Family Services-\$12,822
- Samaritan Ministries- \$25,710
- United Way of Forsyth County- \$83,373
- The Salvation Army-\$25,710

Type of Funding:	Amount:	FUNDING YEAR 2019-2020 Agency/Project: \$3,301,890
CDBG	\$571,496	<ul style="list-style-type: none"> ▪ Bethesda Center for the Homeless: Shelter renovation ▪ Experiment in Self Reliance: Housing case manager, Shelter renovation ▪ Financial Pathways: Operating costs for Homeownership program ▪ Piedmont Triad Regional Council: Project Reentry ▪ Positive Wellness Alliance: Housing Case Manager for persons with HIV/AIDS ▪ Veterans Helping Veterans Heal: Transitional Housing ▪ United Way of Forsyth County: United Way Coordinated intake and United Way System Coordination
CoC	\$2,350,352	<ul style="list-style-type: none"> ▪ Experiment in Self Reliance: Housing case management, Shelter Operation ▪ Bethesda Center for the Homeless: Housing case management ▪ Family Services: Housing Case management ▪ Housing Authority of WS: Permanent Supportive Housing ▪ MCAH: Homeless Management Information System management ▪ The Salvation Army: Housing Case Management ▪ United of Way of Forsyth County: Direct rental assistance and housing case management, Coordinated intake Center
City ESG	\$187,896	<ul style="list-style-type: none"> ▪ Bethesda Center for the Homeless: Women's Shelter ▪ Family Services: Domestic violence shelter ▪ Samaritan Ministries: Shelter Operations ▪ The Salvation Army: Shelter Operations ▪ United Way of Forsyth County: Overflow shelter, Rapid Rehousing
State ESG	\$192,146	<ul style="list-style-type: none"> ▪ Bethesda Center for the Homeless: Day and Nigh Shelter ▪ Experiment in Self Reliance: Burton Street Apartments ▪ Family Services: Battered Women's Shelter ▪ Goodwill Industries: Housing Case management ▪ Samaritan Ministries: Shelter Operations ▪ United Way of Forsyth County: Direct financial assistance and Data Coordination



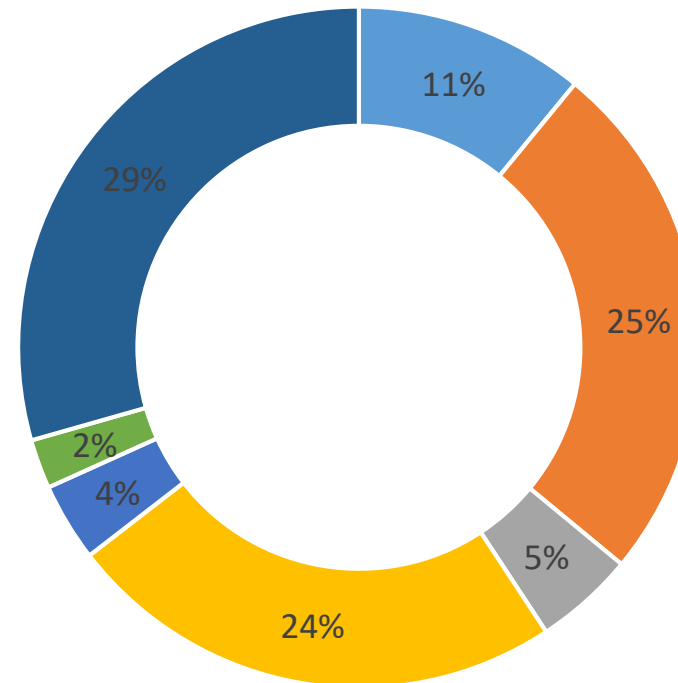
2019-2020 CDBG FUNDS- \$571,496

- Bethesda Center- \$100,000
- Experiment in Self Reliance- \$299,696
- Financial Pathways-\$66,750
- Piedmont Triad Regional Council-\$31,150
- Positive Wellness Alliance- \$10,850
- United Way of Forsyth County-\$18,400
- Veterans Helping Veterans-\$14,250



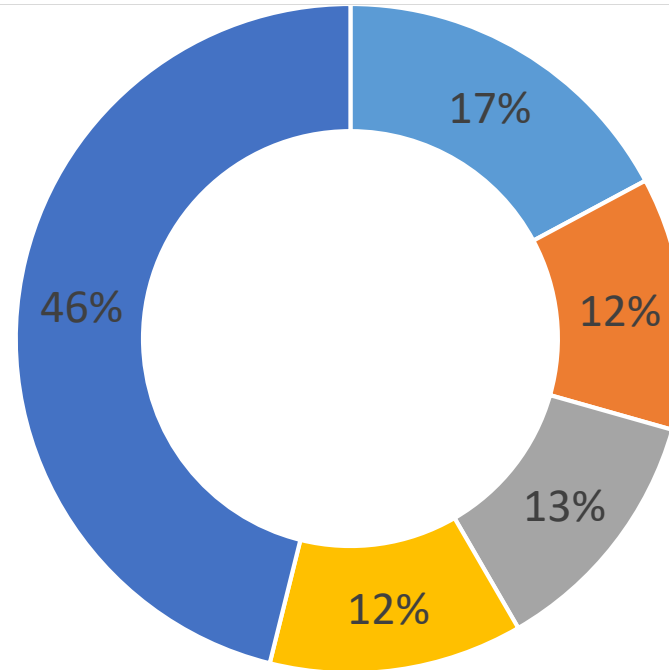
2019-2020 CoC FUNDS- \$2,350,352

- Bethesda Center- \$257,002
- Experiment in Self Reliance-\$588,804
- Family Services- \$111,631
- HAWS- \$559,238
- MCAH-HMIS- \$87,528
- OrgCode- \$55,000
- United Way- \$691,149



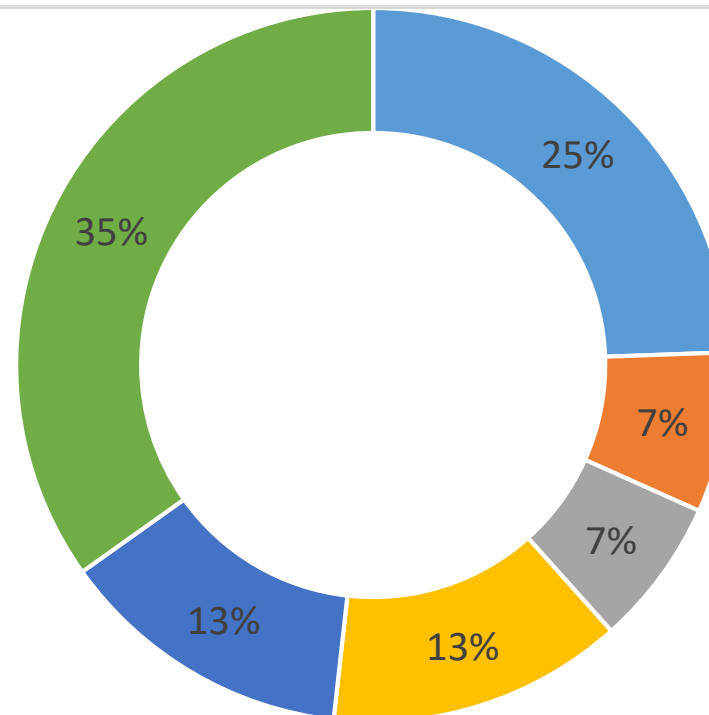
2019-2020 City ESG Funding-\$187,896

- Bethesda Center-\$32,271
- Family Services- \$22,962
- Salvation Army- \$23,002
- Samaritan Ministries- \$23,002
- United Way- \$86,659

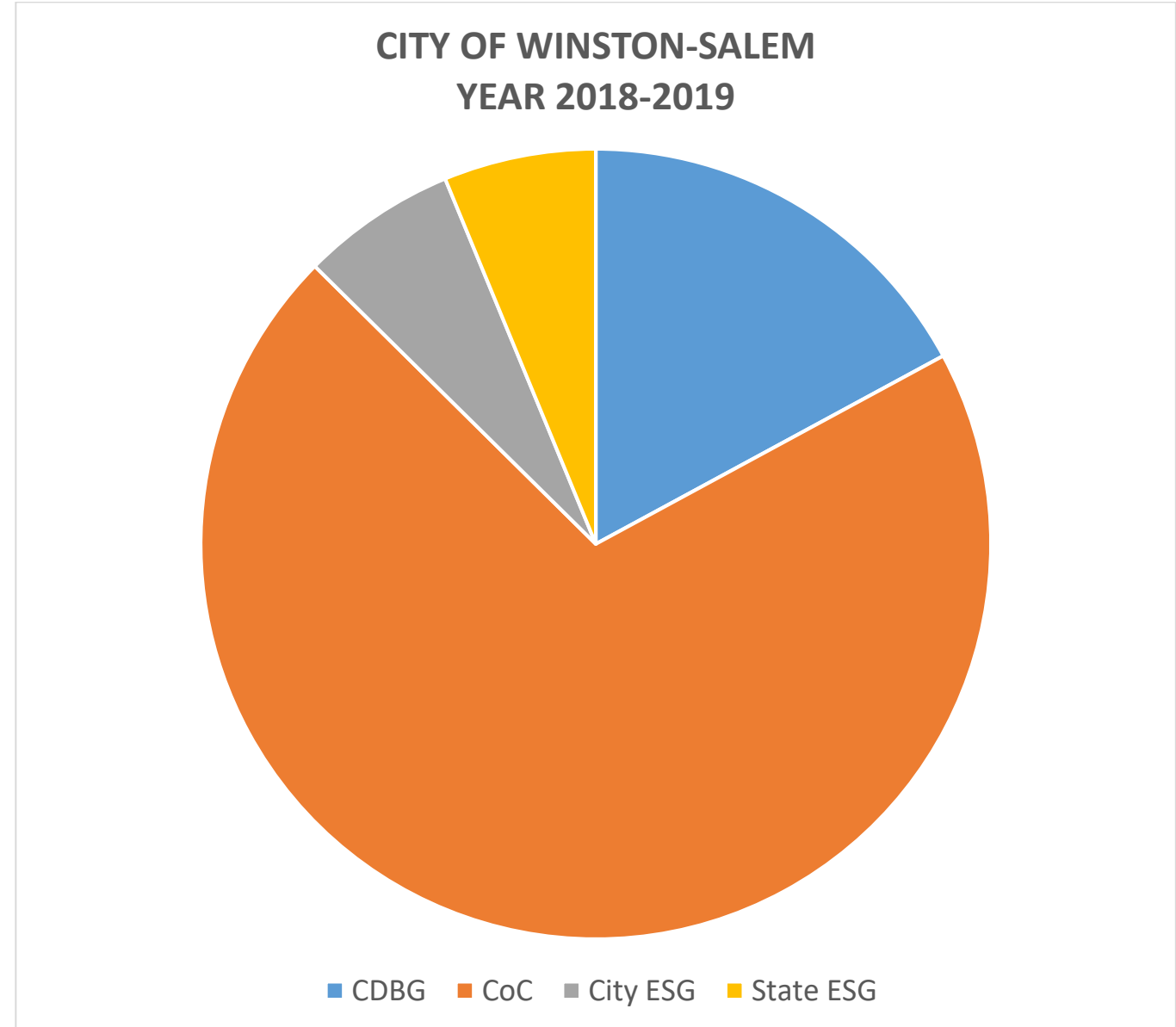


2019-2020 State ESG Funding- \$192,146

- Bethesda Center- \$46,946
- Experiment in Self Reliance- \$13,964
- Family Services- \$12,834
- Salvation Army- \$25,734
- Samaritan Ministries- \$25,734
- United Way- \$66,934

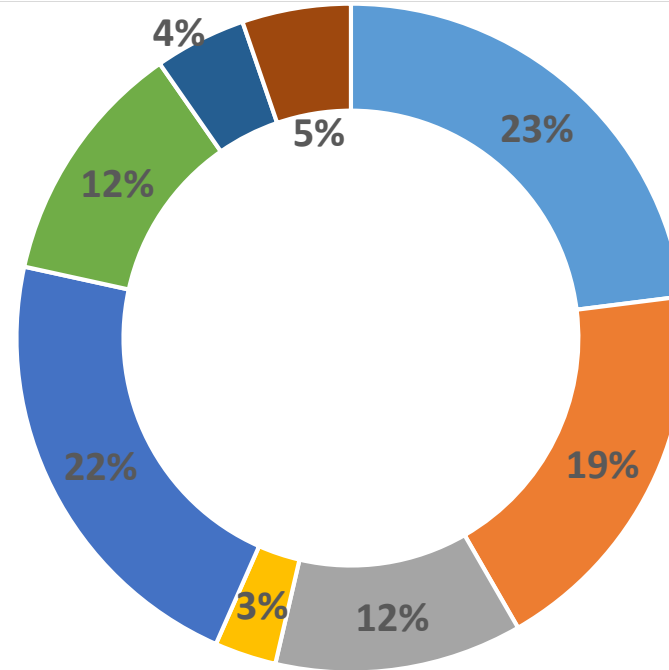


Type of Funding:	Amount:	FUNDING YEAR 2018-2019 Agency/Project: \$2,792,026
CDBG	\$477,455	<ul style="list-style-type: none"> ▪ Bethesda Center for the Homeless: Housing case management, Shelter renovation ▪ Experiment in Self Reliance: Case management, Housing Case Management ▪ United Way of Forsyth County: Intake and system coordination ▪ Veterans Helping Veterans Heal: Transitional housing ▪ YWCA: Hawley House Residential Recovery Facility ▪ Financial Pathways: Homeownership program ▪ Piedmont Triad Regional Council: Re Entry program ▪ Positive Wellness Alliance: Case management for persons with HIV/AIDS
CoC	\$1,962,998	<ul style="list-style-type: none"> ▪ Bethesda Center for the Homeless: Housing case management ▪ Experiment in Self Reliance: Fifth Street II case management, Housing case management, shelter operations ▪ Family Services: Housing case management ▪ Housing Authority of Winston-Salem: Permanent Supportive Housing ▪ MCAH: Data management and coordination ▪ CoC Consultant Jackie Hundt: Consulting ▪ The Salvation Army: Housing case management ▪ Samaritan Ministries: Shelter Operations ▪ United Way of Forsyth County: Direct rental assistance funds, coordinated intake center, rapid rehousing/housing case management
City ESG	\$177,701	<ul style="list-style-type: none"> ▪ Bethesda Center for the Homeless: Women's shelter ▪ Family Services: Domestic Violence shelter ▪ The Salvation Army: Shelter operations ▪ Samaritan Ministries: Shelter operations ▪ United Way of Forsyth County: Over flow shelter and re housing
State ESG	\$173,872	<ul style="list-style-type: none"> ▪ Bethesda Center for the Homeless: Day and Night Shelter ▪ Experiment in Self Reliance: Shelter operations ▪ Family Services: Domestic violence shelter ▪ Goodwill Industries: Housing case management ▪ Samaritan Ministries: Shelter operations ▪ United Way of Forsyth County: Rapid rehousing and Data coordination



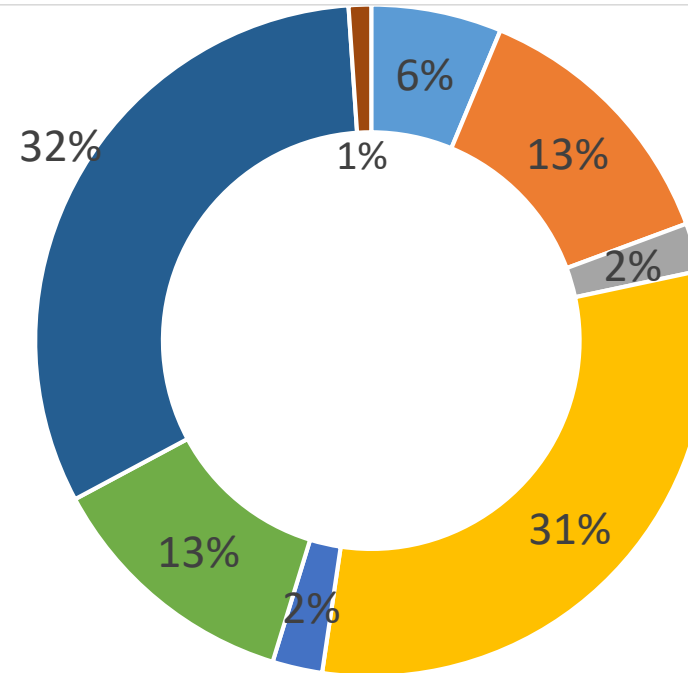
2018-2019 CDBG Funding- \$477,455

- Bethesda Center- \$109,856
- Experiment in Self Reliance- \$89,106
- United Way- \$57,100
- Veterans Helping Veterans-\$14,250
- YWCA-\$104,143
- Financial Pathways- \$56,750
- Piedmont Triad Regional Council- \$21,150
- Positive Wellness Alliance- \$25,100



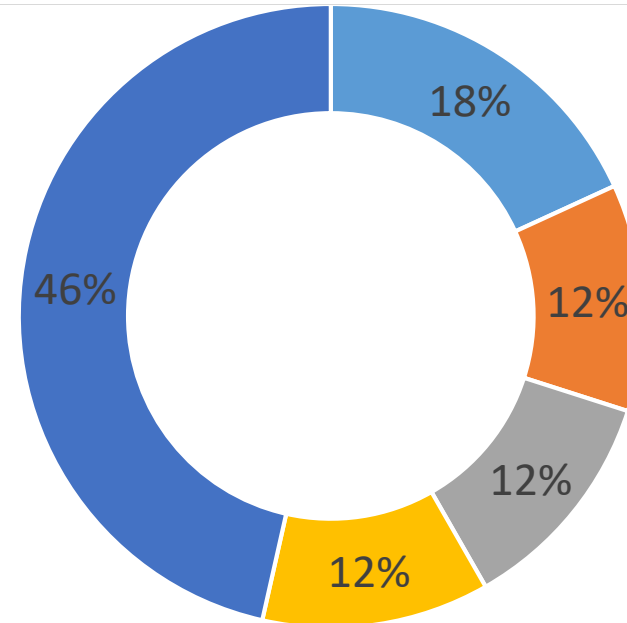
2018-2019 CoC Funding- \$1,962,998

- Bethesda Center- \$123,301
- Experiment in Self- Reliance- \$256,493
- Family Services- \$45,463
- HAWS- \$602,186
- MCAH-HMIS- \$47,118
- The Salvation Army- \$244,110
- United Way- \$623,077
- City of Winston-Salem- \$21,250



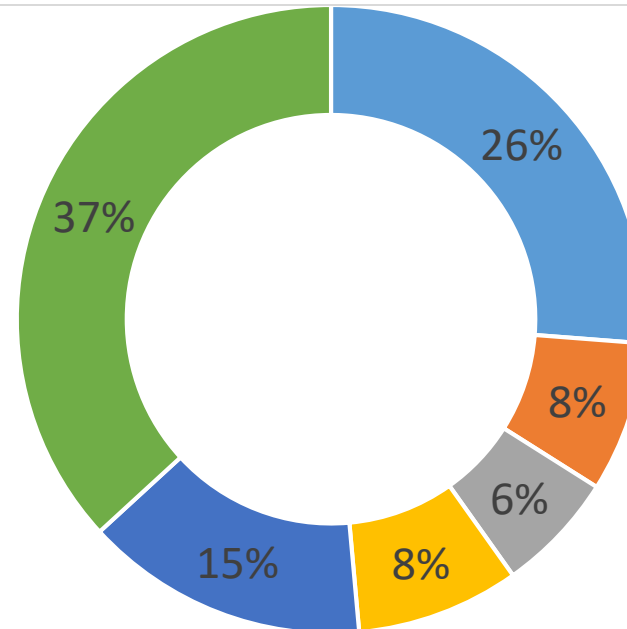
2018-2019 City ESG Funding- \$177,701

- Bethesda Center- \$32,271
- Family Services- \$20,923
- Samaritan Ministries- \$20,963
- The Salvation Army- \$20,963
- United Way- \$82,581

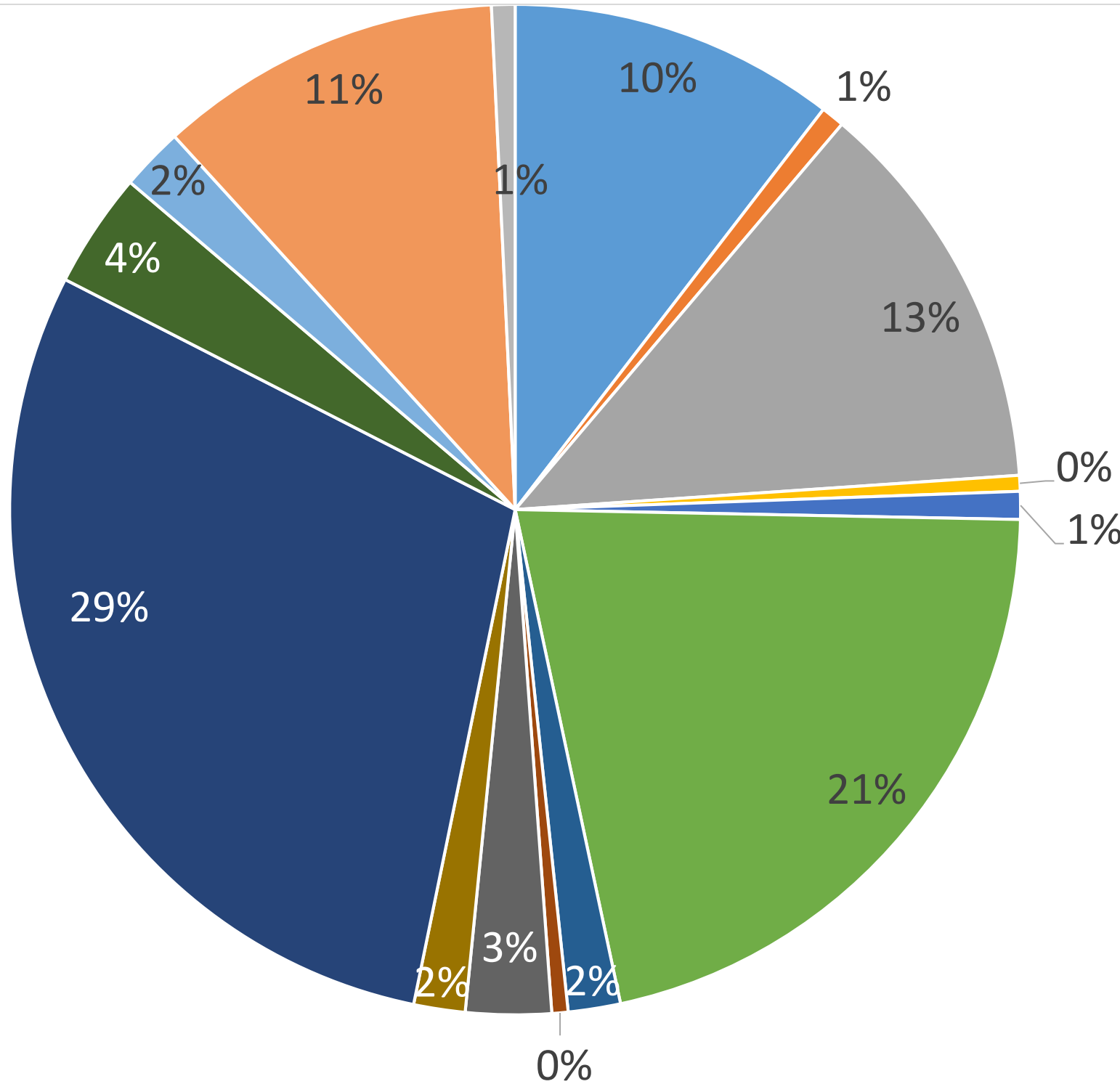


2018-2019 State ESG Funding- \$173,872

- Bethesda Center- \$45,602
- Experiment in Self Reliance- \$13,454
- Family Services- \$10,789
- Goodwill Industries- \$14,605
- Samaritan Ministries- \$25,399
- United Way- \$64,023

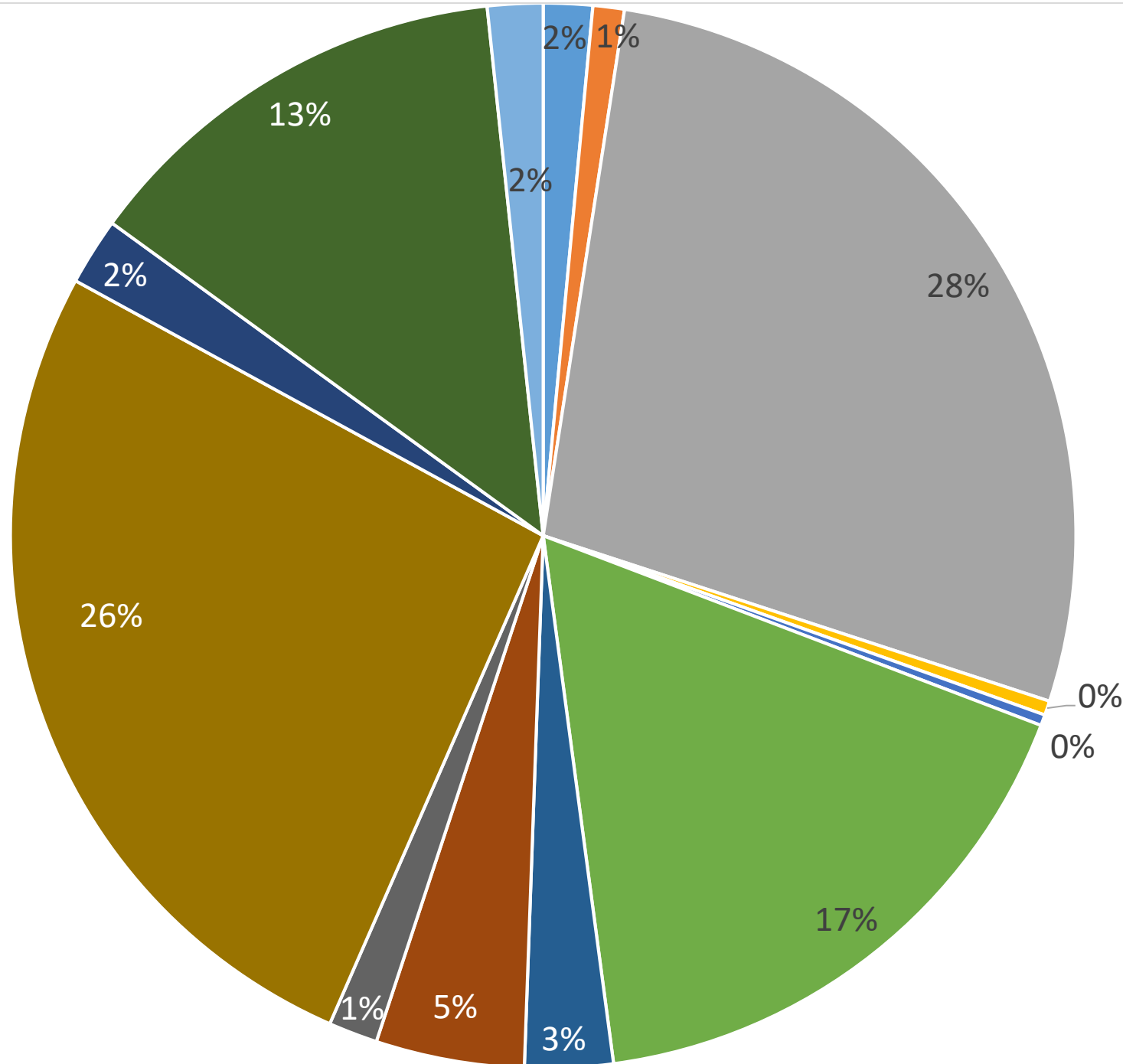


2018-2019 TOTAL FUNDS BY AGENCY



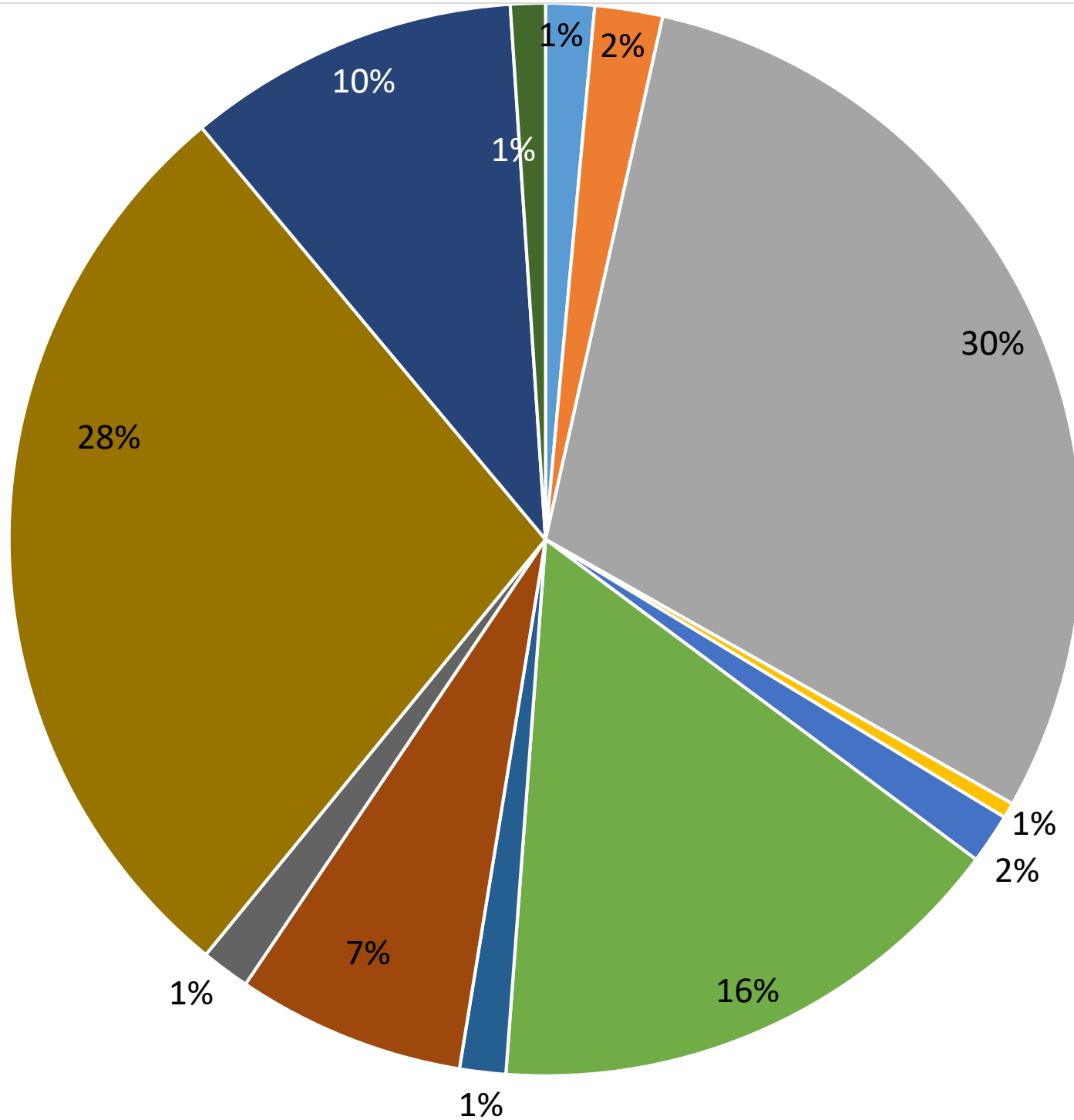
- SALVATION ARMY- \$294,635
- PIEDMONT TRIAD REGIONAL COUNCIL- \$21,150
- EXPERIMENT IN SELF RELIANCE- \$359,053
- VETERANS HELPING VETERANS- \$ 14,250
- POSITIVE WELLNESS ALLIANCE- \$25,100
- HAWS- \$602,186
- MCAH- \$47,118
- GOODWILL- \$14,605
- FAMILY SERVICES- \$77,175
- SAMARITAN MINISTRIES- \$46,362
- UNITED WAY- \$826,781
- YWCA- \$104,143
- FINANCIAL PATHWAYS- \$56,750
- BETHESDA CENTER- \$311,030
- CoC CONSULTANT- \$21,150

2019-2020 TOTAL FUNDS BY AGENCY



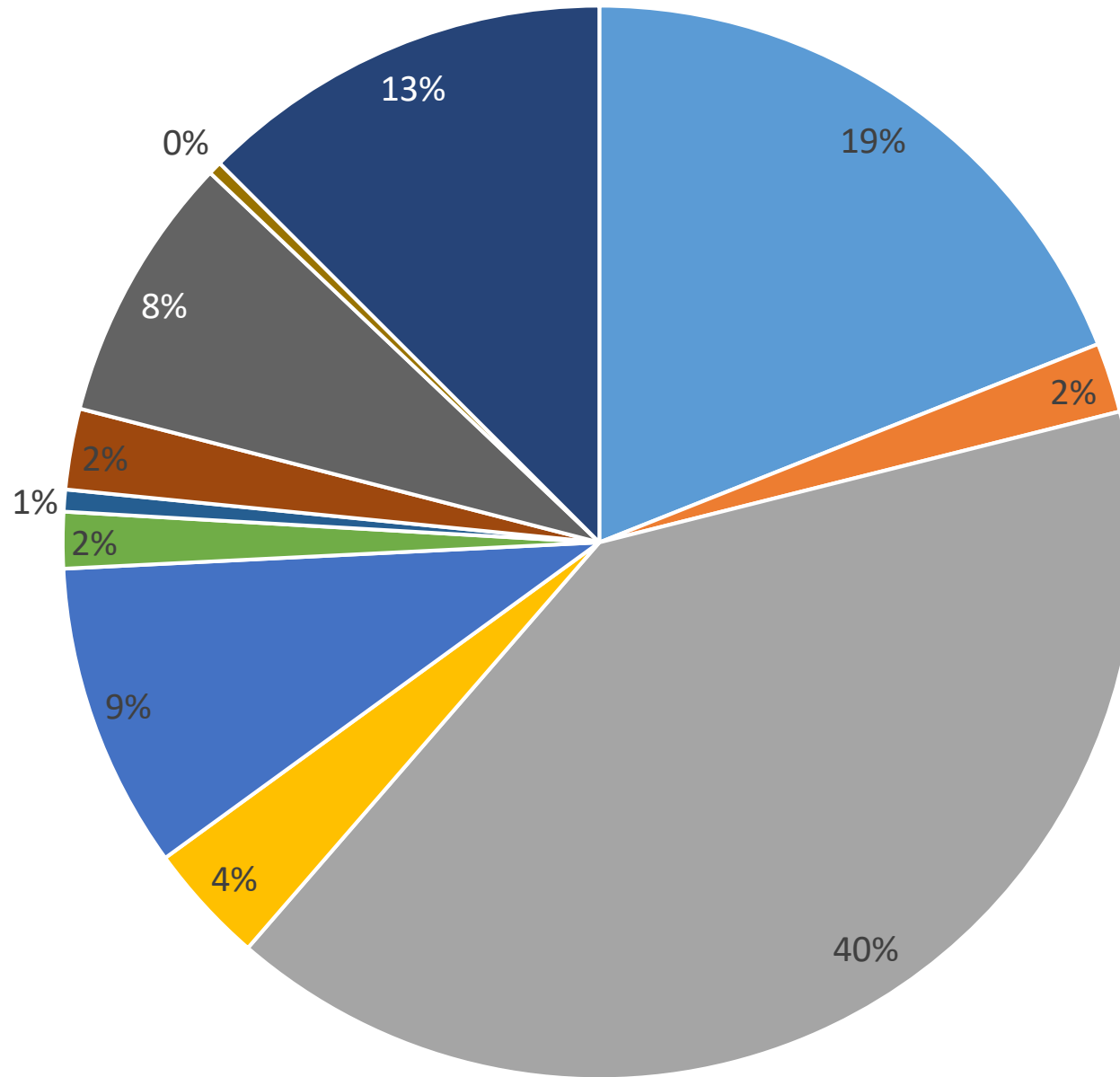
- SALVATION ARMY- \$48,736
- PIEDMONT TRIAD REGIONAL COUNCIL- \$31,150
- EXPERIMENT IN SELF RELIANCE- \$902,464
- VETERANS HELPING VETERANS-\$ 14,250
- POSITIVE WELLNESS ALLIANCE- \$10,850
- HAWS- \$559,238
- MCAH- \$87,528
- FAMILY SERVICES- \$147,427
- SAMARITAN MINISTRIES- \$48,736
- UNITED WAY- \$863,142
- FINANCIAL PATHWAYS-\$66,750
- BETHESDA CENTER- \$436,219
- ORGCODE-\$55,000

2020-2021 TOTAL FUNDS BY AGENCY



- SALVATION ARMY- \$44,692
- PIEDMONT TRIAD REGIONAL COUNCIL- \$62,300
- EXPERIMENT IN SELF RELIANCE- \$904,768
- VETERANS HELPING VETERANS-\$ 14,250
- POSITIVE WELLNESS ALLIANCE- \$45,950
- HAWS- \$487,786
- MCAH- \$42,292
- FAMILY SERVICES- \$209,654
- SAMARITAN MINISTRIES- \$44,692
- UNITED WAY- \$853,728
- BETHESDA CENTER- \$305,482
- CITY WITH DWELLINGS- \$32,000

TOTAL CARES ACT FUNDS BY AGENCY



■ BETHESDA CENTER- \$1,119,511
 ■ CITY W DWELLINGS- \$544,043
 ■ SUNNYSIDE MINISTRIES- \$476,397

■ SAMARITAN MINISTRIES- \$124,006
 ■ CITY OF WS- \$100,000
 ■ HARRY VETS- \$23,816

■ UNITED WAY- \$2,377,031
 ■ LEER- \$39,011
 ■ FINANCIAL PATHWAYS-\$738,064

■ SALVATION ARMY- \$214,238
 ■ FAMILY SERVICES- \$143,784

POINT IN TIME COUNT: *Count of homeless population on one day out of the year (Last week in January)*

DATE OF COUNT	INDIVIDUALS RESIDING IN EMERGENCY SHELTER	UNSHELTERED PERSONS	SHELTERED IN TRANSITIONAL HOUSING	TOTAL PERSONS
01-29-2020	392	57	55	504
01-30-2019	378	24	52	454
01-31-2018	341	33	66	440
01-25-2017	353	25	75	453

2020 POINT IN TIME COUNT

TOTAL NUMBER OF PERSONS:

- UNDER AGE 18: 49
- 18 TO 24: 24
- OVER AGE 24: 431

GENDER:

- FEMALE:137
- MALE: 366
- TRANSGENDER: 1

RACE:

- WHITE: 214
- BLACK/ AFRICAN AMERICAN: 281
- ASIAN: 2
- AMERICAN INDIAN: 2
- MULTIPLE RACES: 7

CHRONIC HOMELESS PERSONS: 136

- 106: IN EMERGENCY SHELTER
- 30: UNSHELTERED

2019 POINT IN TIME COUNT

TOTAL NUMBER OF PERSONS:

- UNDER AGE 18: 47
- 18 TO 24: 31
- OVER AGE 24: 376

GENDER:

- FEMALE:105
- MALE: 349
- TRANSGENDER: 0

RACE:

- WHITE: 160
- BLACK/ AFRICAN AMERICAN: 279
- ASIAN: 0
- AMERICAN INDIAN: 3
- MULTIPLE RACES: 12

CHRONIC HOMELESS PERSONS: 78

- 73: IN EMERGENCY SHELTER
- 5: UNSHELTERED

2018 POINT IN TIME COUNT

TOTAL NUMBER OF PERSONS:

- UNDER AGE 18: 52
- 18 TO 24: 19
- OVER AGE 24: 369

GENDER:

- FEMALE:123
- MALE: 316
- TRANSGENDER: 1

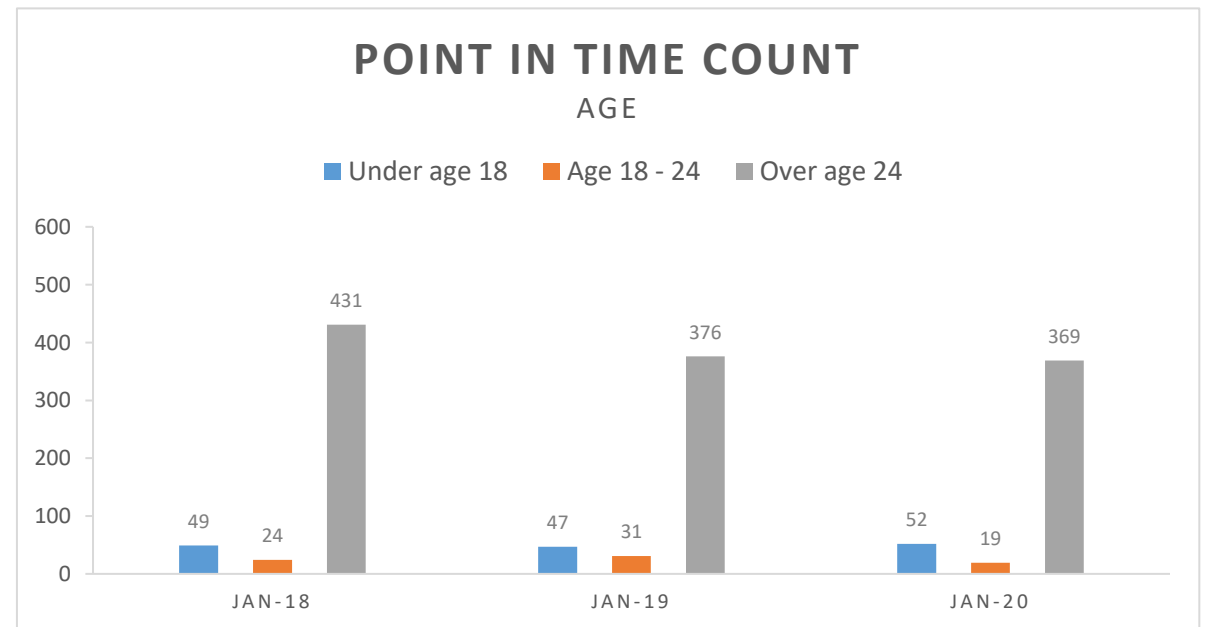
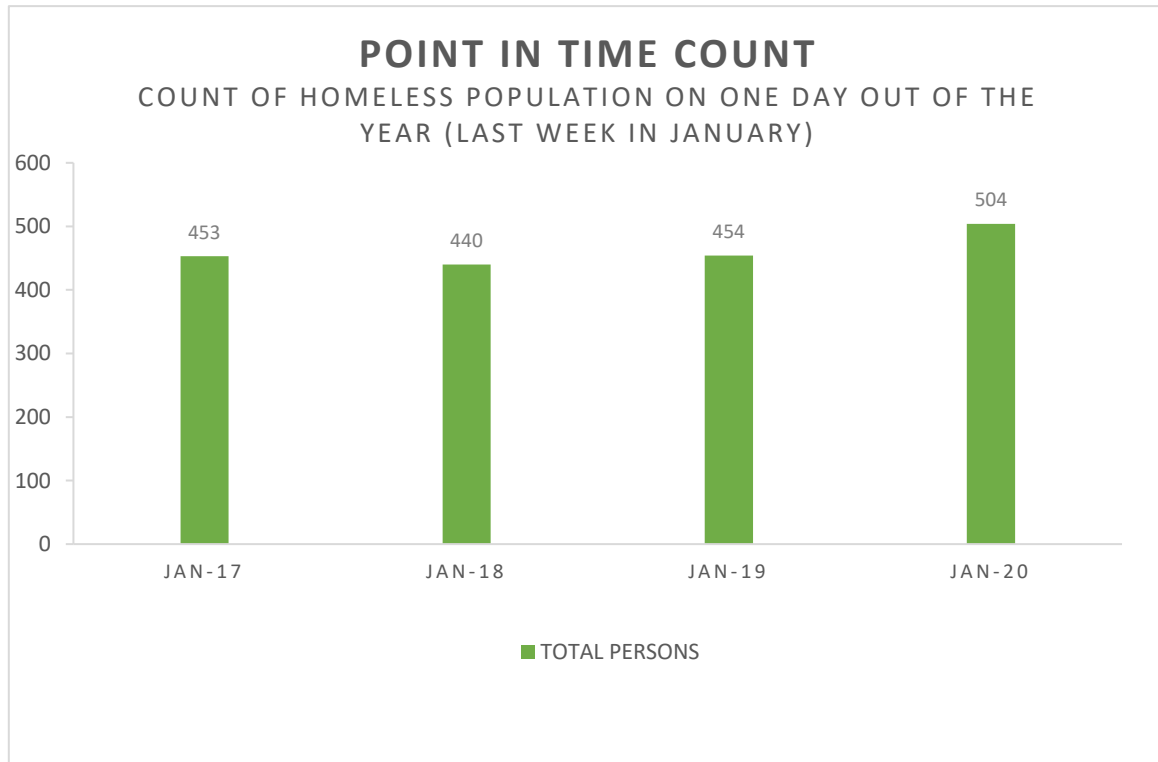
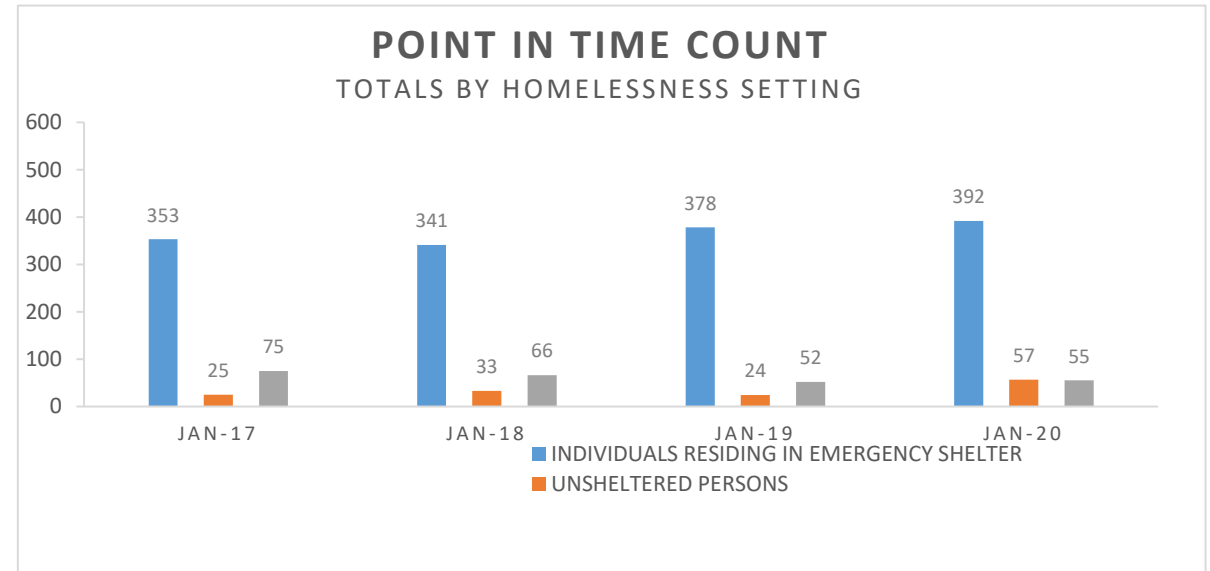
RACE:

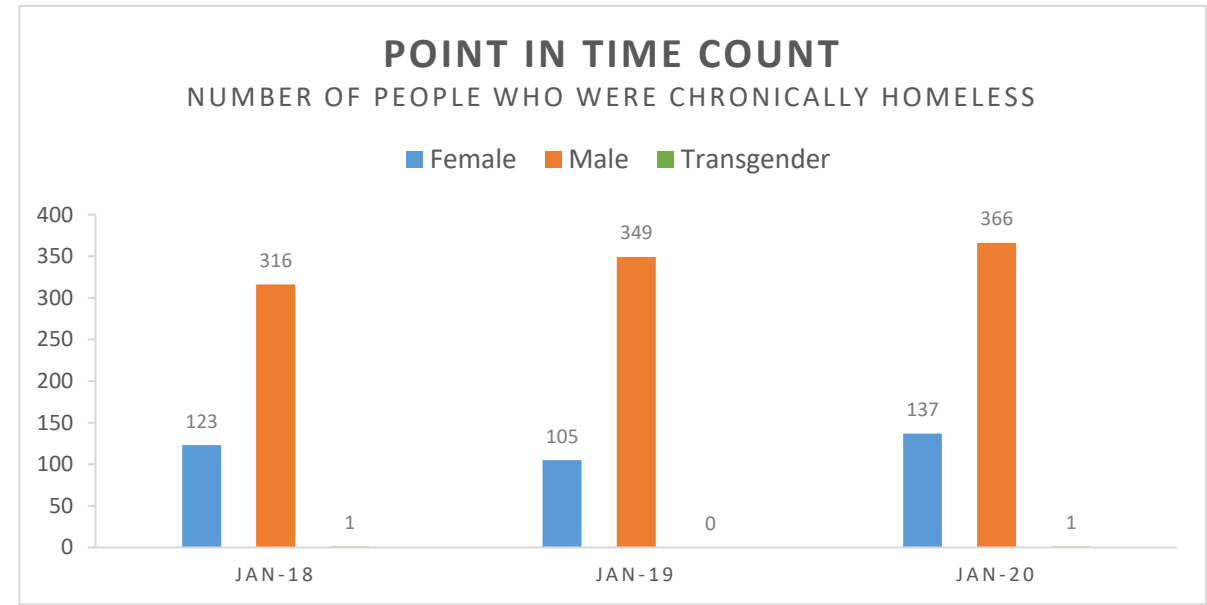
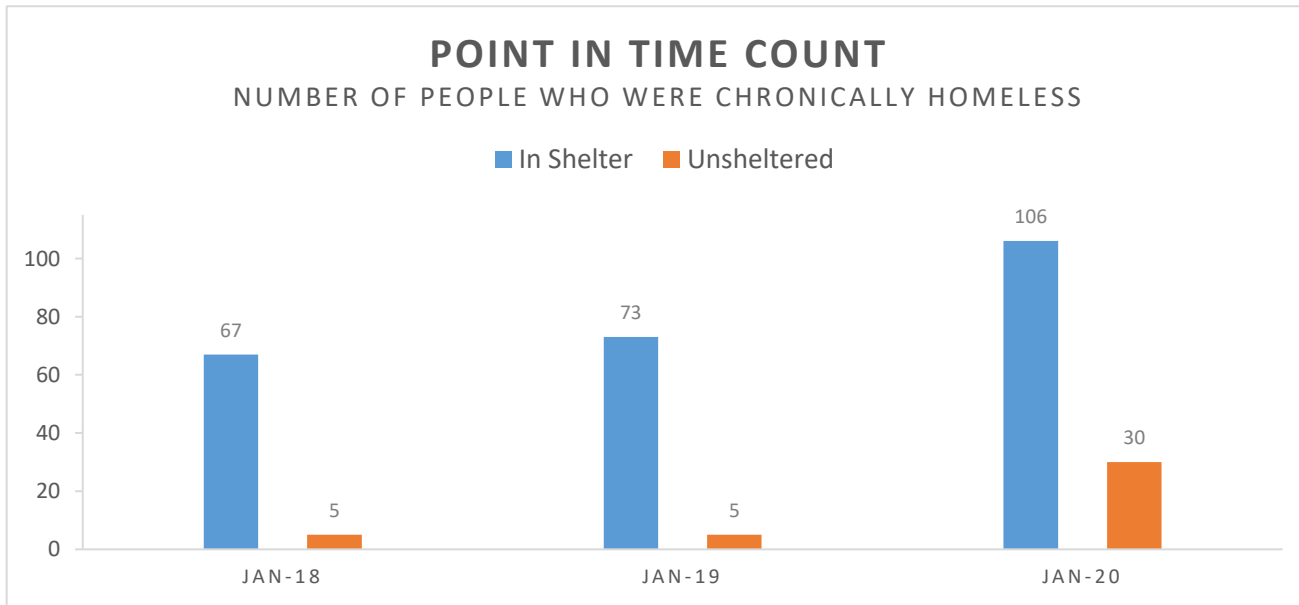
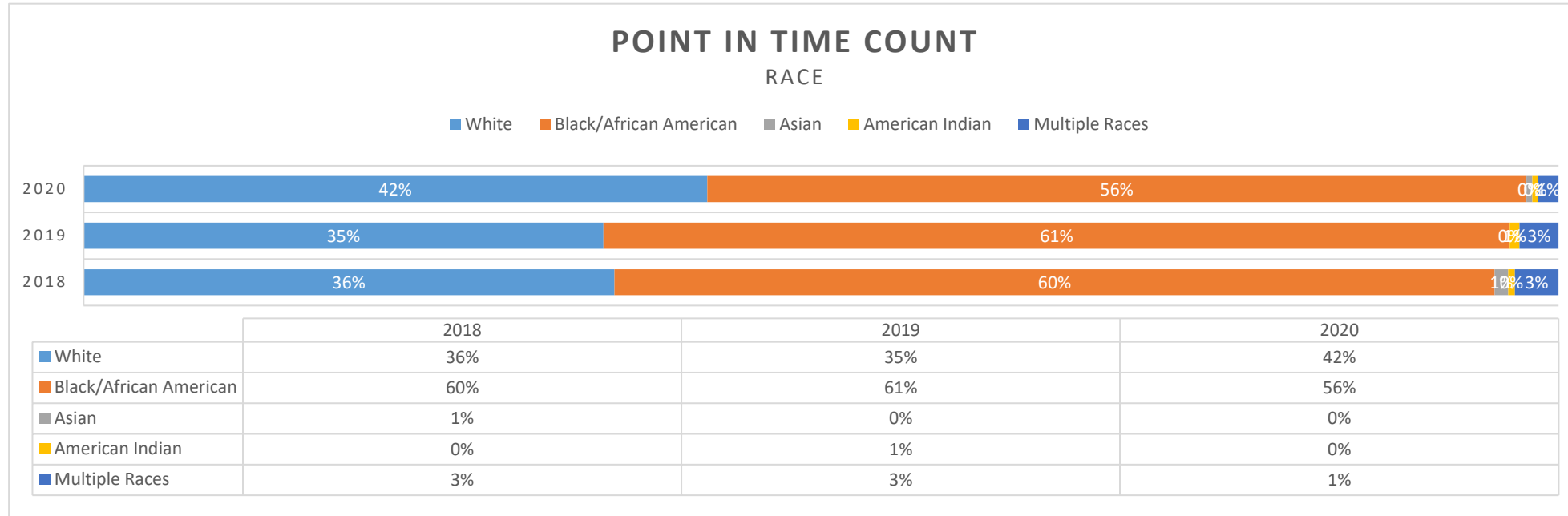
- WHITE: 158
- BLACK/ AFRICAN AMERICAN: 262
- ASIAN: 1
- AMERICAN INDIAN: 4
- PACIFIC ISLANDER: 2
- MULTIPLE RACES: 13

CHRONIC HOMELESS PERSONS: 72

- 67: IN EMERGENCY SHELTER
- 5: UNSHELTERED

DATE OF COUNT	INDIVIDUALS RESIDING IN EMERGENCY SHELTER	UNSHELTERED PERSONS	SHELTERED IN TRANSITIONAL HOUSING	TOTAL PERSONS
Jan-20	392	57	55	504
Jan-19	378	24	52	454
Jan-18	341	33	66	440
Jan-17	353	25	75	453





HUD Systems Performance Measures

This measures the extent to which individuals who exit homelessness to permanent housing destinations return to Homelessness. The goal is for individuals to not return to the homeless system for 2 years.

OCTOBER 1, 2019 - SEPTEMBER 30, 2020

	Total # of Persons who Exited to a Permanent Housing Destination (2 Years Prior)	Returns to Homelessness in Less than 6 Months (0 - 180 days)		Returns to Homelessness from 6 to 12 Months (181 - 365 days)		Returns to Homelessness from 13 to 24 Months (366 - 730 days)		Number of Returns in 2 Years	
		# of Returns	% of Returns	# of Returns	% of Returns	# of Returns	% of Returns	# of Returns	% of Returns
Exit was from SO	9	2	22%	0	0%	0	0%	2	22%
Exit was from ES	489	52	11%	34	7%	34	7%	120	25%
Exit was from TH	27	2	7%	1	4%	1	4%	4	15%
Exit was from SH	0	0		0		0			
Exit was from PH	246	70	28%	54	22%	41	17%	165	67%
TOTAL Returns to Homelessness	771	126	16%	89	12%	76	10%	291	38%

HUD Systems Performance Measures

OCTOBER 1, 2018 - SEPTEMBER 30, 2019

	Total # of Persons who Exited to a Permanent Housing Destination (2 Years Prior)	Returns to Homelessness in Less than 6 Months (0 - 180 days)		Returns to Homelessness from 6 to 12 Months (181 - 365 days)		Returns to Homelessness from 13 to 24 Months (366 - 730 days)		Number of Returns in 2 Years	
		# of Returns	% of Returns	# of Returns	% of Returns	# of Returns	% of Returns	# of Returns	% of Returns
Exit was from SO	0	0		0		0			
Exit was from ES	316	54	17%	32	10%	11	3%	97	31%
Exit was from TH	19	2	11%	0	0%	0	0%	2	11%
Exit was from SH	0	0		0		0			
Exit was from PH	326	24	7%	20	6%	10	3%	54	17%
TOTAL Returns to Homelessness	661	80	12%	52	8%	21	3%	153	23%