



# WSTA Update

Public Works Committee Meeting May 11, 2021



# Table of Contents

- ▶ COVID-19 Ridership Impact: Slide 3
- ▶ Regional Fixed Route Ridership Comparison: Slide 4
- ▶ WSTA CARES Act 5307 Grant Update: Slide 5
- ▶ American Rescue Plan Act (ARPA): Slide 6
- ▶ Free Vaccine Transportation at WSTA: Slide 7
- ▶ Modifications to WSTA Routes: Slide 8-11
- ▶ WSTA Ridership Data- Fixed Route and Trans-AID: Slides 12-15
- ▶ WSTA Safety Data: Slides 16-17
- ▶ Questions, Comments or Concerns: Slide 18

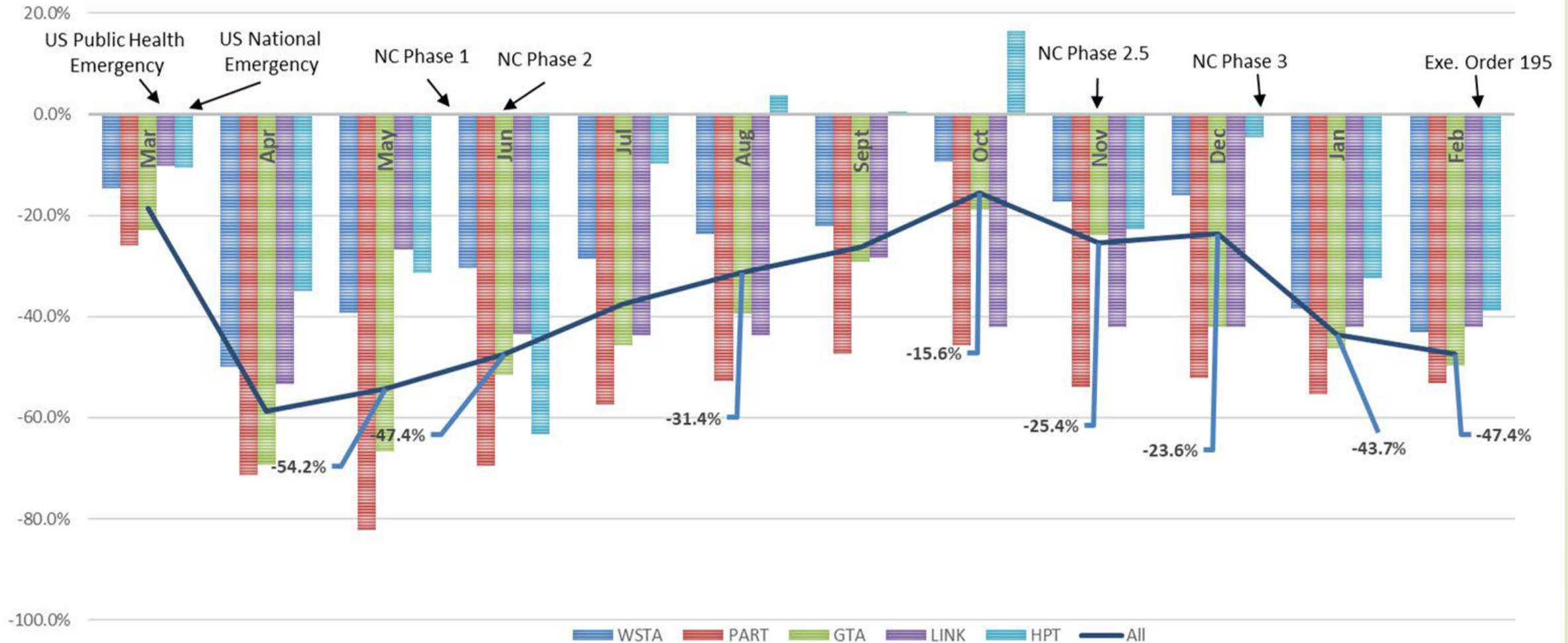
# COVID-19 Ridership Impact

<b>Fixed Route</b>				
	<b>19/20</b>	<b>20/21</b>	<b>% FY Change</b>	<b>% Month Change</b>
March	200,369	173,162	-13.6%	
April	196,853	101,803	-48.3%	-41.2%
May	213,050	123,135	-42.2%	21.0%
June	194,146	141,379	-27.2%	14.8%
July	206,549	145,119	-29.7%	2.6%
August	226,502	154,734	-31.7%	6.6%
September	213,030	158,146	-25.8%	2.2%
October	235,024	183,739	-21.8%	16.2%
November	204,244	168,146	-17.7%	-8.5%
December	201,347	170,542	-15.3%	1.4%
January	203,034	125,036	-38.4%	-26.7%
February	200,901	115,616	-42.5%	-7.5%
March	173,162	133,226	-23.1%	15.2%

<b>Trans-AID</b>				
	<b>19/20</b>	<b>20/21</b>	<b>% FY Change</b>	<b>% Month Change</b>
March	19,963	15,454	-22.6%	
April	19,844	8,345	-57.9%	-46.0%
May	21,201	9,050	-57.3%	8.4%
June	19,183	10,810	-43.6%	19.4%
July	20,182	12,352	-38.8%	14.3%
August	20,427	11,634	-43.0%	-5.8%
September	19,130	12,656	-33.8%	8.8%
October	21,470	14,118	-34.2%	11.6%
November	18,577	12,538	-32.5%	-11.2%
December	17,988	13,179	-26.7%	5.1%
January	19,625	11,278	-42.5%	-14.4%
February	18,657	11,405	-38.9%	1.1%
March	15,454	14,098	-8.8%	23.6%

# Regional Fixed Route Ridership Comparison from PART

**PUBLIC TRANSPORTATION RIDERSHIP IN THE PIEDMONT TRIAD  
PERCENTAGE CHANGE FROM MARCH 2020 TO PRESENT**





# WSTA CARES Act 5307 Grant Status

	<b>Awarded</b>	<b>Spent</b>	<b>Remaining Available</b>	<b>Drawn</b>	<b>Will be Drawn for 3rd Quarter</b>
<b>Operating Assistance</b>	3,512,000.00	3,512,000.00	0.00	3,512,000.00	
<b>Bus Purchase</b>	6,400,000.00	0.00	6,400,000.00	0.00	
<b>DOT Relocation</b>	425,000.00	265,253.00	159,747.00	157,423.00	107,830.00
<b>Other Capital Items</b>	2,052,976.00	1,915,957.00	137,019.00	1,837,987.00	77,970.00
<b>Totals</b>	12,389,976.00	5,693,210.00	6,696,766.00	5,507,410.00	185,800.00

**Percentage of Funds Spent 45.95%**

# American Rescue Plan Act of 2021 (ARPA)

In March of 2021, the U.S. Department of Transportation Federal Transit Administration (FTA) announced \$30.5 Billion dollars of federal funding that is now available to support our nation's public transportation as we continue to respond to the Covid-19 pandemic. The funding supports President Biden's call to vaccinate the U. S. population.

FTA Announced that \$11,269,168 is made available to the Winston-Salem Urban Area. This funding will be split between three service providers in the urban area:


- Winston-Salem Transit Authority,
- Piedmont Authority for Regional Transportation, and
- Davidson County Transportation.

# Transportation To Vaccination Will not be a Barrier in Forsyth County! Make Your *Reservation and Ride WSTA Fare Free!*



WSTA's vaccination transportation information campaign for residents of Forsyth County has gotten off to a good start. The campaign is using print media, television, radio, Facebook, Instagram, Google and WSTA paratransit vehicle ads to spread the word about jumping on the bus or calling WSTA to arrange a ride to get a Covid-19 vaccination.

WSTA started providing Free Vaccine Transportation to residents of Winston-Salem, Forsyth County on January 30, 2021. We have provided over 558 trips to vaccination sites!





## ***With safety as our #1 goal, WSTA will implement the following modifications to our Fixed Routes.***

- ❖ Prior to the major service changes in 2017, riders were allowed to board to access WSTA's Fixed Routes by standing at a WSTA bus stop and or standing at an area that was considered to meet the criteria for catching the bus. Once the service changes were effective, the criteria bus stop service was discontinued. Some riders were still being provided service at criteria locations.
- ❖ To promote safety, on Monday May 10, 2021 WSTA will only provide service to riders standing at a designated WSTA Bus Stop. This will also enhance WSTA's on-time performance.



# With safety as our #1 goal, WSTA will implement the following modifications to our Fixed Routes.

❖ Beginning May 10, WSTA will make a minor change to Route 86 that will provide coverage to Skyline.



## Route 86 Turn By Turn

### Outbound

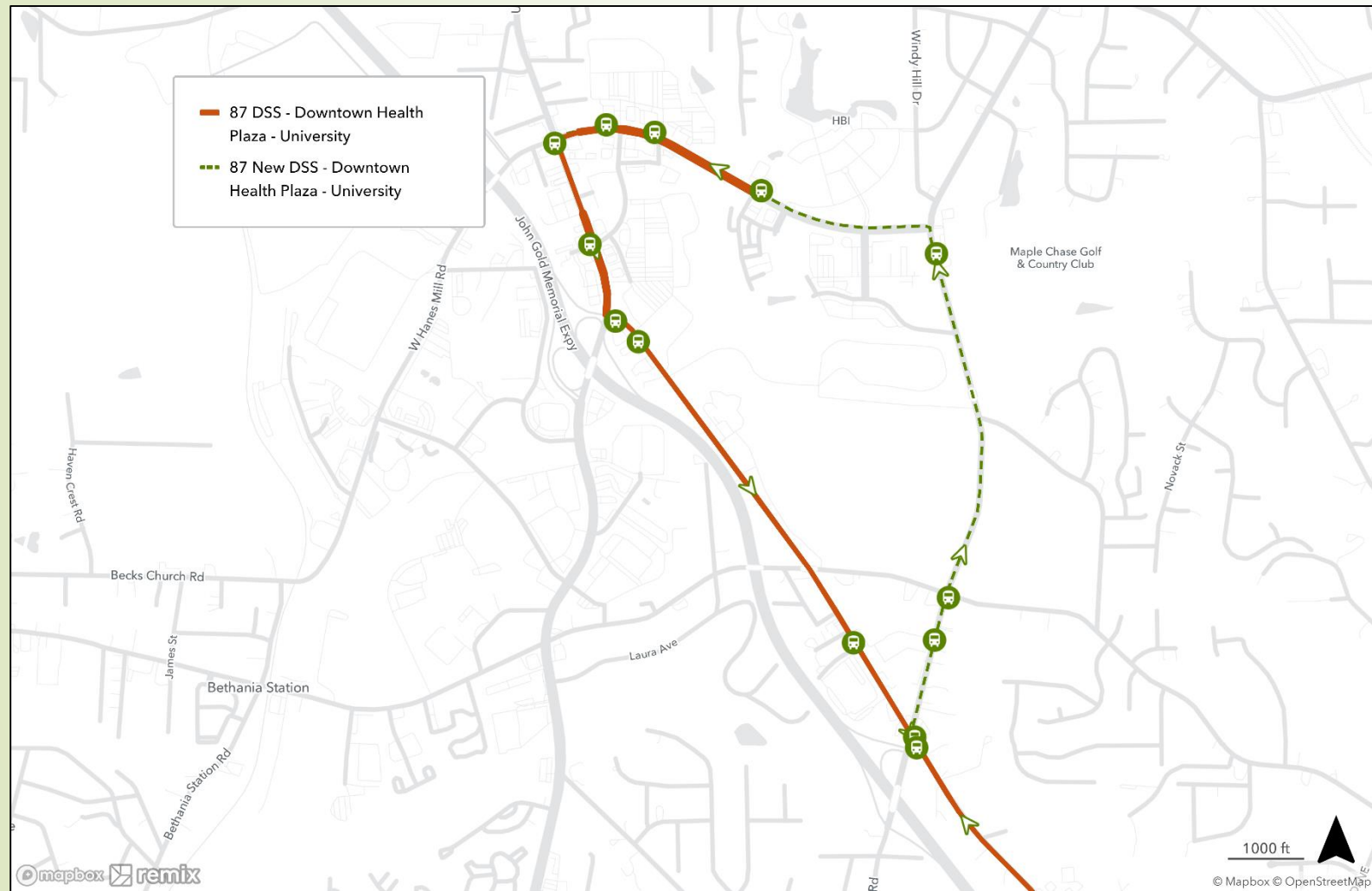
- R- Trade Street
- R- 5th Street
- R- Martin Luther King Blvd
- R- Williamson Street
- L- Timlic
- R- Williamson Street
- R- Martin Luther King Blvd to Thomasville Road
- R- Louise
- R- Easton
- R- Charles Street

### Inbound

- L- Thomasville Road to MLK Blvd
- L- Williamson Street
- L- Timlic
- R- Williamson Street
- L- Martin Luther King Blvd
- L- 5th Street
- L- Trade Street
- TC

# With safety as our #1 goal, WSTA will implement the following modifications to our Fixed Routes.

❖ Beginning May 10, Route 87 will make a minor change in our turn by turn to eliminate a safety concern.



## Route 87 WK-DY

### Outbound

R- Trade Street  
 R- 5th Street  
 L- Highland Ave  
 L- Martin Luther King Blvd  
 R- Patterson Ave  
 R- University Pkwy  
**R- Germanton Road**  
**L- Hanes Mill Road**  
 End of line; K&W Café

### Inbound

L- University Pkwy  
 L- Patterson Ave  
 L- Martin Luther King Blvd  
 R- Highland Ave  
 R- 5th Street  
 L- Liberty Street  
 TC

## Route 87 WK-END

### Outbound

R- Trade Street  
 R- 5th Street  
 L- Main Street  
 R- Martin Luther King Blvd  
 L- Patterson Ave  
**R- Germanton Road**  
**L- Hanes Mill Road**  
 End of line K&W Café

### Inbound

L- University Pkwy  
 L- Patterson Ave  
 R- Martin Luther King Blvd  
 L- Liberty Street  
 TC

# With safety as our #1 goal, WSTA will implement the following modifications to our Fixed Routes.

❖ Beginning May 10, Route 89 will service the Industry For The Blind (IFB) outbound only to eliminate a major safety concern.



## Route 89 Turn By Turn

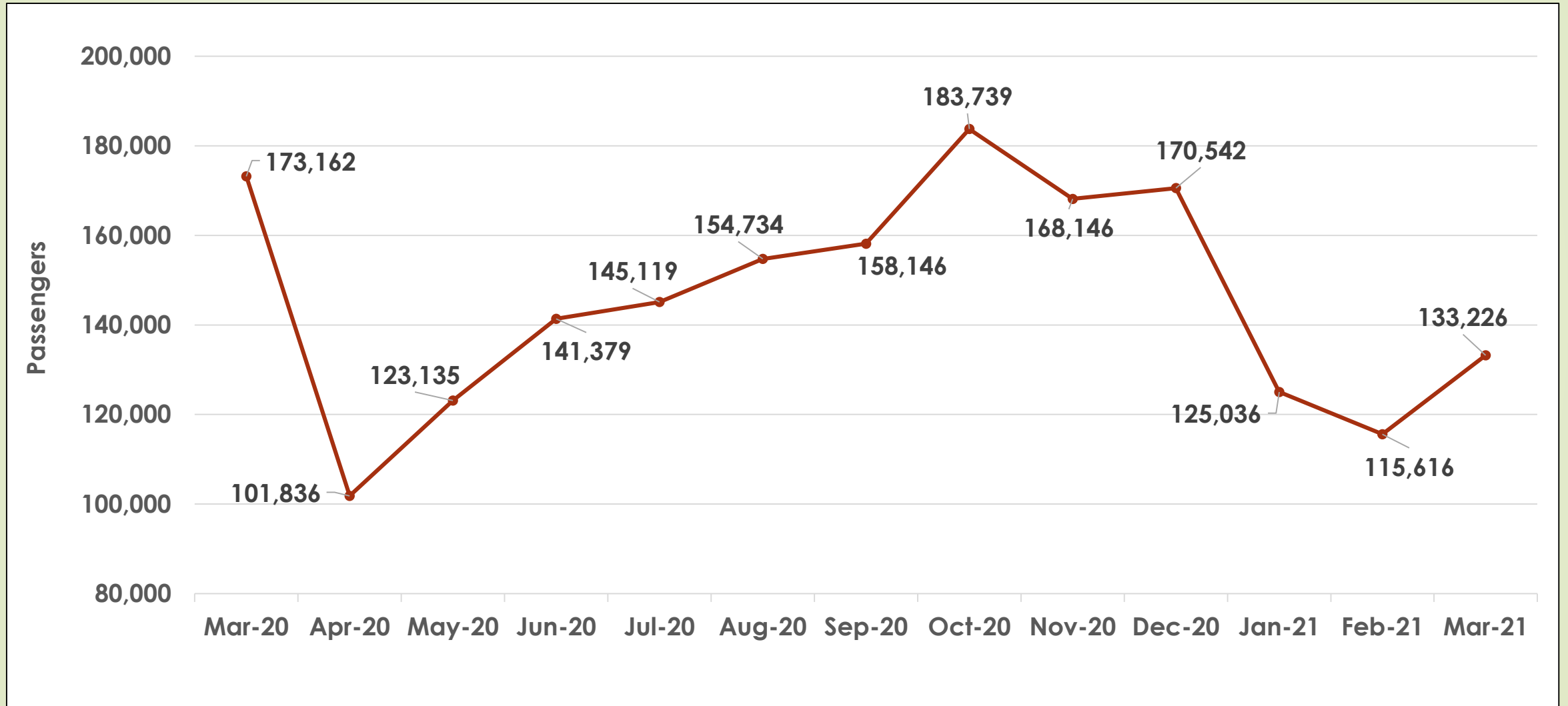
### Outbound

- R- Trade Street
- L- 5th Street
- R- Cherry Street to University Pkwy
- R- onto Cherry Street
- L- Brownsboro Road
- R- University Pkwy
- L- North Point Blvd
- R- North Point Plaza
- L-behind McDonalds
- L-North Point Lane
- R- North Point Blvd
- R- Bethabara Road
- R- Indiana Ave
- L- Home Road
- R- University Pkwy
- L- Shattalon Drive
- R- Sturmer Park
- End of line; Sturmer Park

### Inbound

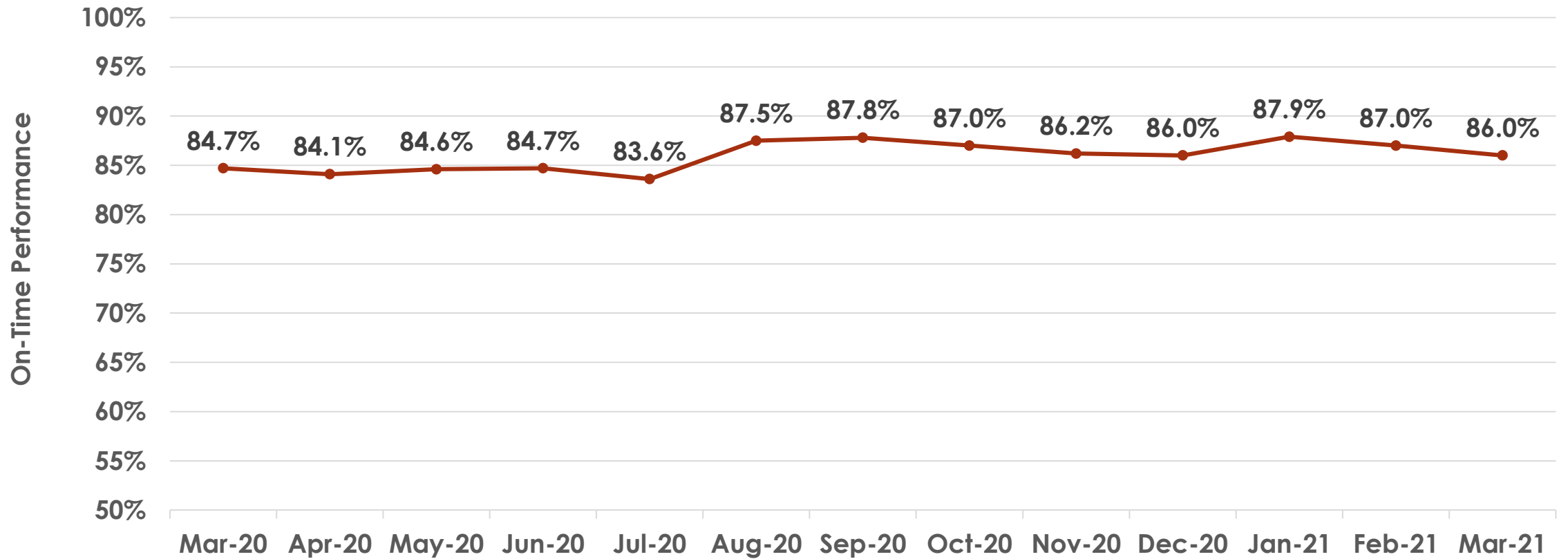
- R- University Pkwy
- L- North Point Blvd
- R- Linn Station Road
- L- Brownsboro Road
- R- Cherry Street
- L- University Pkwy
- L- 6th Street
- R- Liberty Street
- R- TC

# Fixed Route Ridership – Past 12 Months

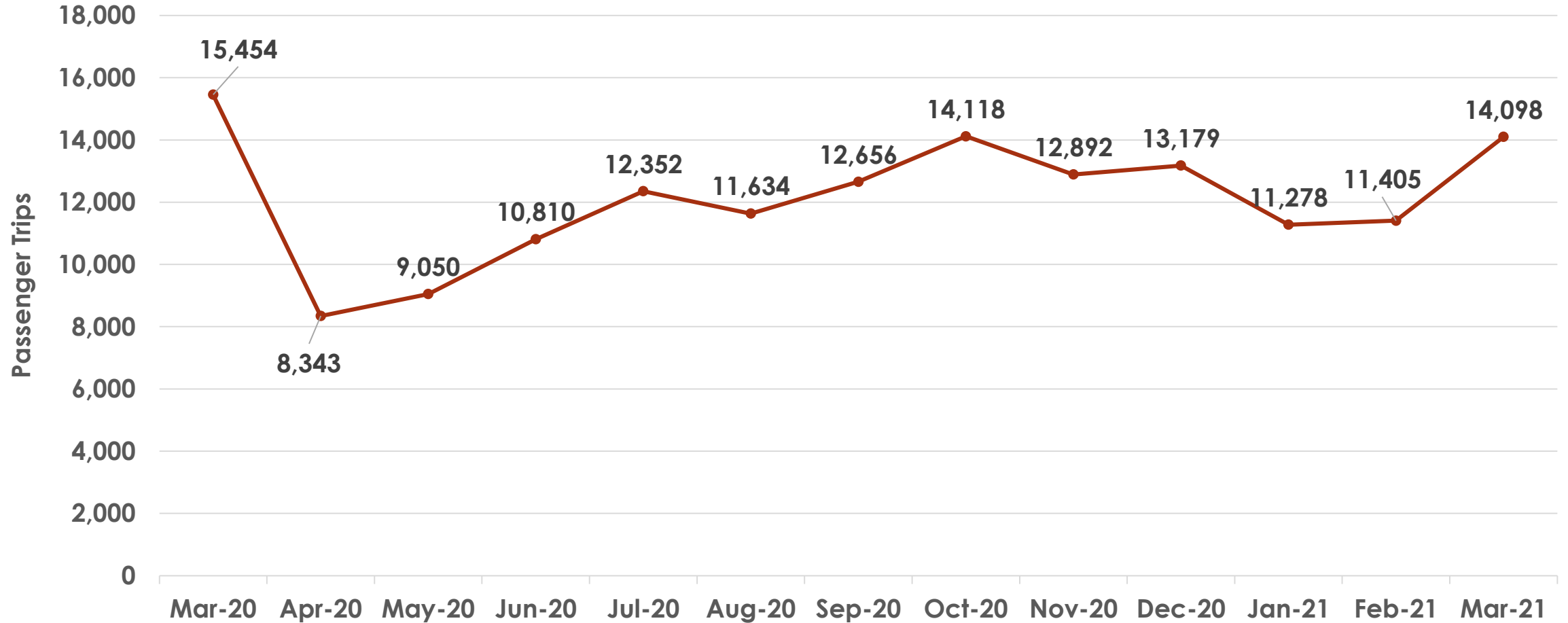




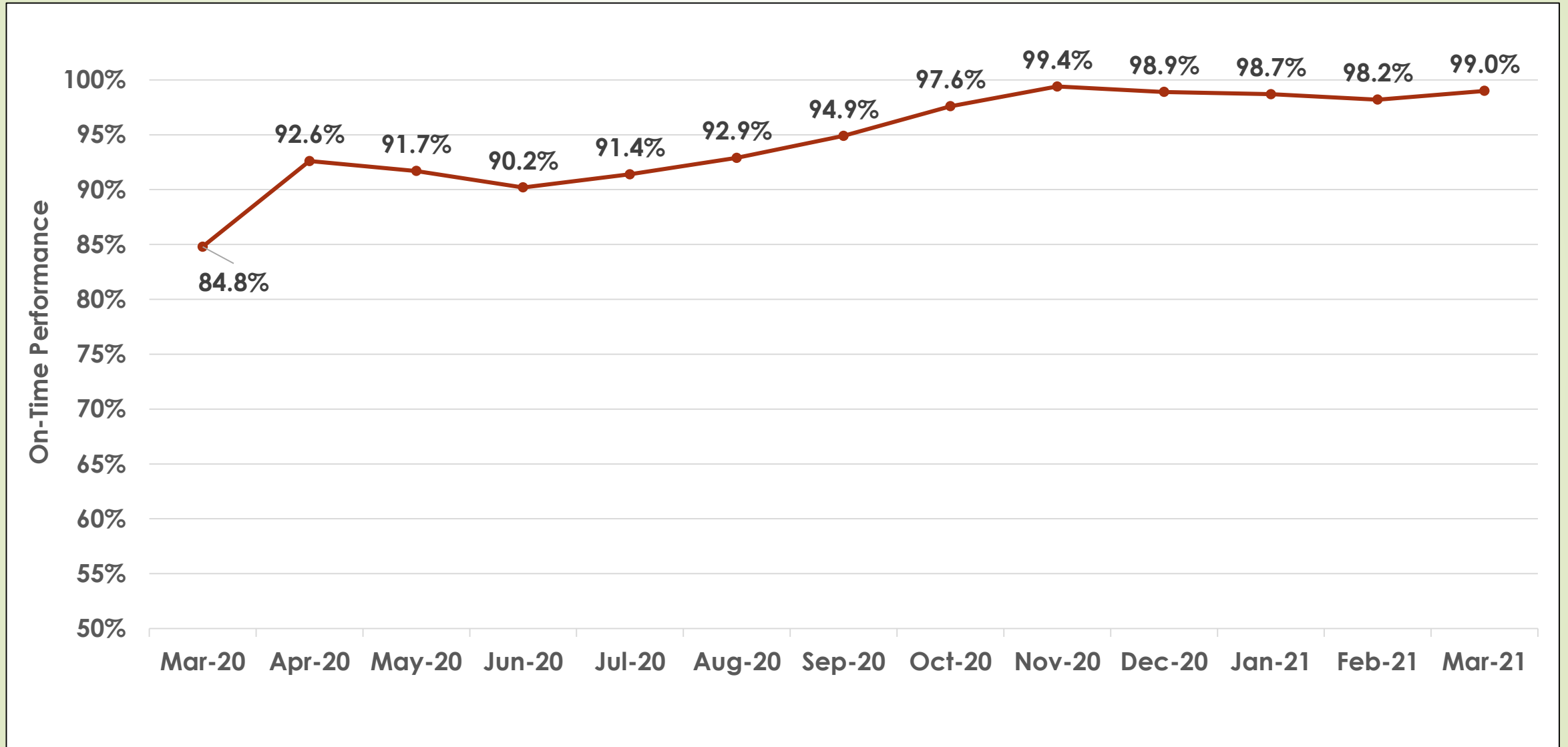
# Fixed Route On-Time Performance



# Trans-Aid Passenger Trips- Past 12 Months



# Trans-Aid On-Time Performance



Prev. AFR

**0.71** (-59.2%)



Prev. AFR Goal

1.75

Prior Year YTD Prev. AFR

0.82

Prior Year Prev. AFR

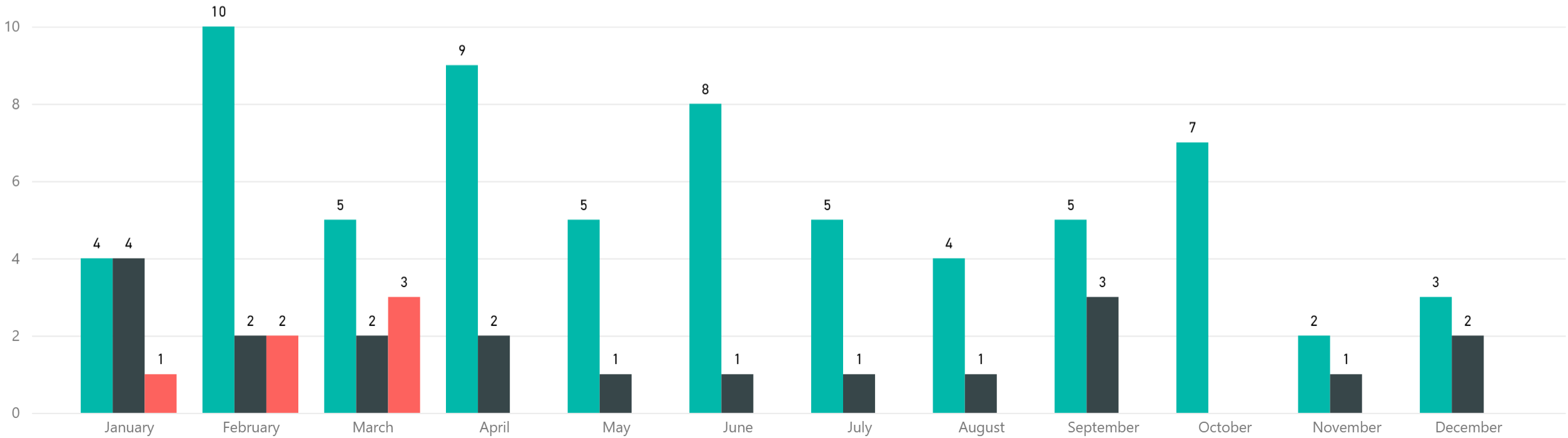
0.67

Days Since Last Prev. Accident

12

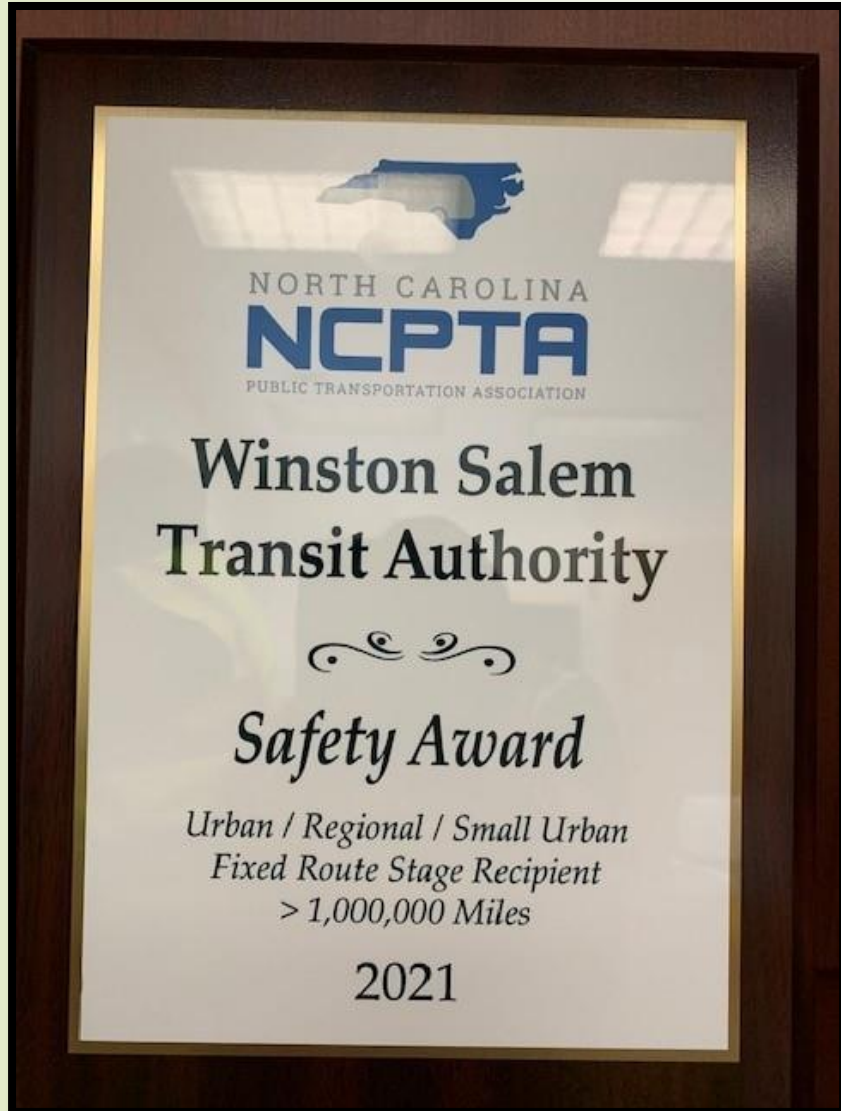
Preventable Vehicle Events Past 3 Years

Year ● 2019 ● 2020 ● 2021





# NC Public Transportation Association- Safety Award



WSTA Operators were the recipient of the NCPTA Safety Award for Driving 1 million miles without a preventable accident in 2020!

**“Because you Rock, WE ROLL!”**

**QUESTIONS ?**