

BOND CAPITAL PROJECT UPDATE

November 2021



Winston-Salem

Prepared by the Budget and Performance Management Department

TABLE OF CONTENTS

I. Introduction	1
II. Future General Government Debt Issuance	3
III. Project Summary by Ward	4
Project Details – Citywide/ Multiple Wards.....	5
Project Details – North Ward	7
Project Details – Northeast Ward	14
Project Details – Northwest Ward	20
Project Details – East Ward.....	25
Project Details – Southeast Ward	33
Project Details – South Ward	39
Project Details – Southwest Ward	45
Project Details – West Ward	51
V. Appendix A. MWBE Participation Summary	57

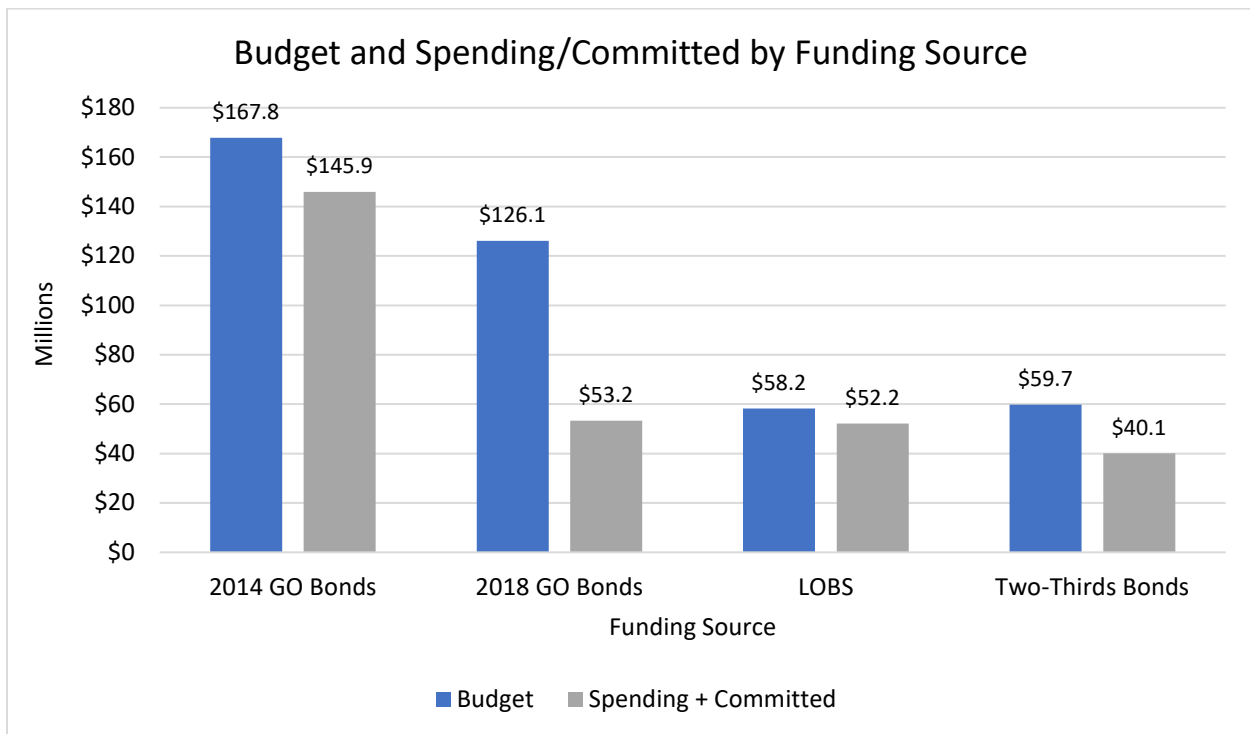
I. Introduction

The following report provides an update on bond capital projects from 2014 to present. The primary funding sources for these projects include authorized general obligation bonds, two-thirds bonds, and limited obligation bonds. The report includes the following sections:

- Introduction
- Future General Government Debt Issuance
Debt Service Fund Projection
- Project Summary by Ward
Details total budget, funds spent or committed, funding source, and project status for each project location. Includes pictures from a sample of completed projects.
- Appendix A – MWBE Participation Summary

Capital Projects by Funding Source

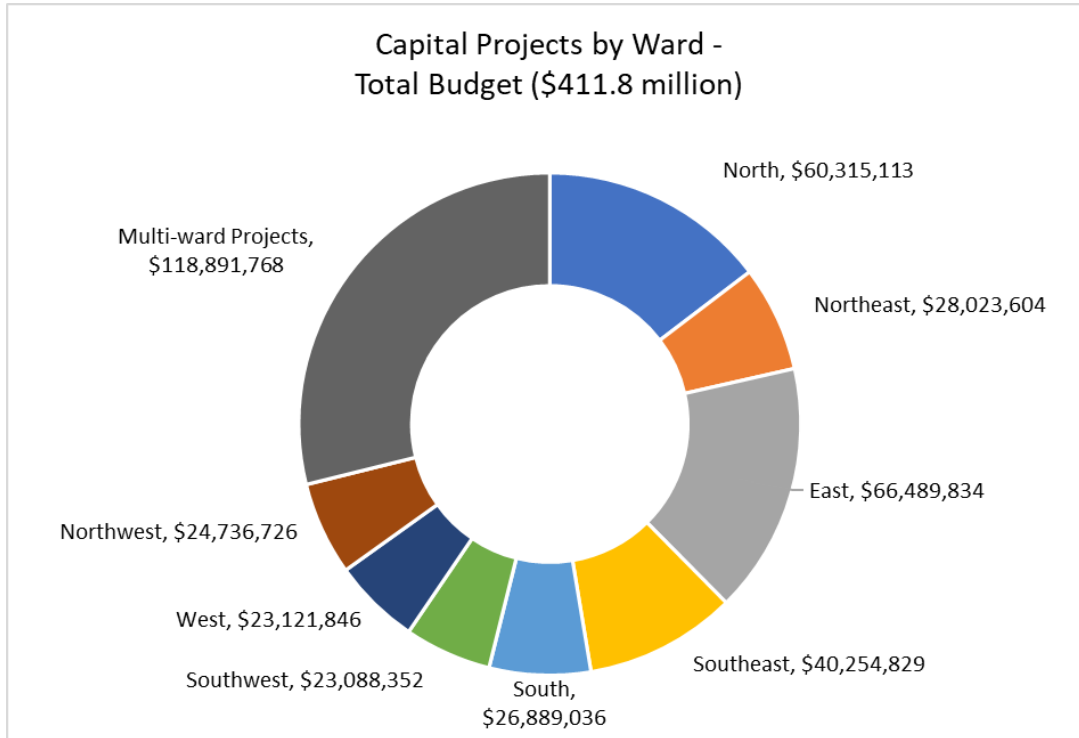
Between 2014 and September 2021, the City has appropriated \$411,811,110 in general obligation bonds (2014 and 2018 GO bonds), two-thirds bonds, and limited obligation bonds (LOBS) for the completion of capital projects throughout the City. The graph below shows total budget and spending/ commitments by funding type.



While this report summarizes capital projects primarily funded through general obligation bonds, limited obligation bonds, and two-thirds bonds, some of these projects include other funding sources as part of their total budget. Other funding sources may include revenues from grants, motor vehicle privilege tax, Powell Bill funding, sale of real estate, and general fund.

Capital Projects by Ward

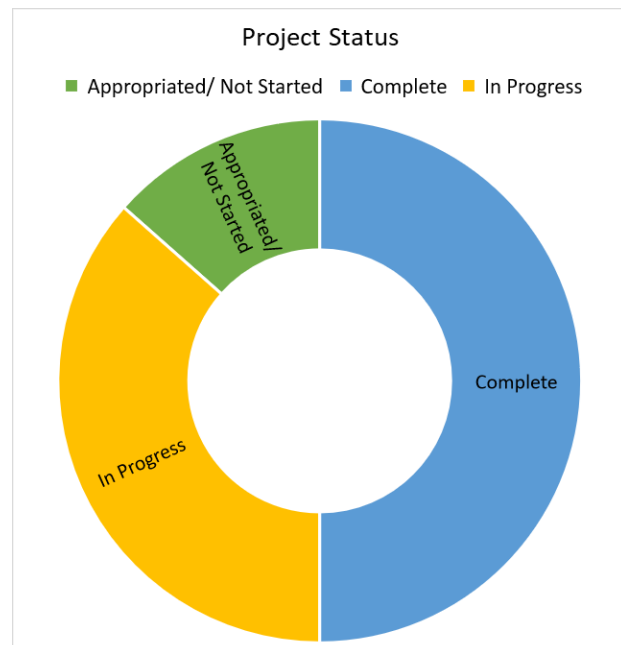
The graph below shows the total budget for capital projects by ward. A number of projects span multiple wards or are citywide efforts. These projects total nearly 30% of the capital project budgets and are listed under “Multi-ward Projects.” The report includes a full listing of project locations by ward, along with current spending or commitments to date and project status.



Project Status

As of October 2021, about 50% of all funded capital projects are completed, 36.5% of projects are in progress, and 13.5% have funding appropriated but have not started.

Of the total 2014 general obligation bond allocation, nearly 87% has been spent or committed to date. For 2018 general obligation bonds, about 42% of the total allocation has been spent or committed, and for LOBS nearly 90% of funding has been spent or committed. Finally, 67% of all two-thirds bond allocations from 2014 to present have been spent or committed.



MWBE Participation

The City's Minority and Women-Owned Business Enterprise (MWBE) program works to seek and identify qualified minority and women business enterprises and offer them the opportunity to participate as providers of goods and services to the city.

As of October 2021, 31 bond capital projects have been completed and closed out with the MWBE program. Of those completed projects, 27 projects (87.1%) met or exceeded the MWBE contracted participation goals. On average, the City utilized MWBE firms for 23.3% of spending on construction contracts for these completed projects. Total spending with MWBE firms was \$20.1 million.

A complete list of projects summarizing MWBE participation is included in Appendix A.

II. Future General Government Debt Issuance

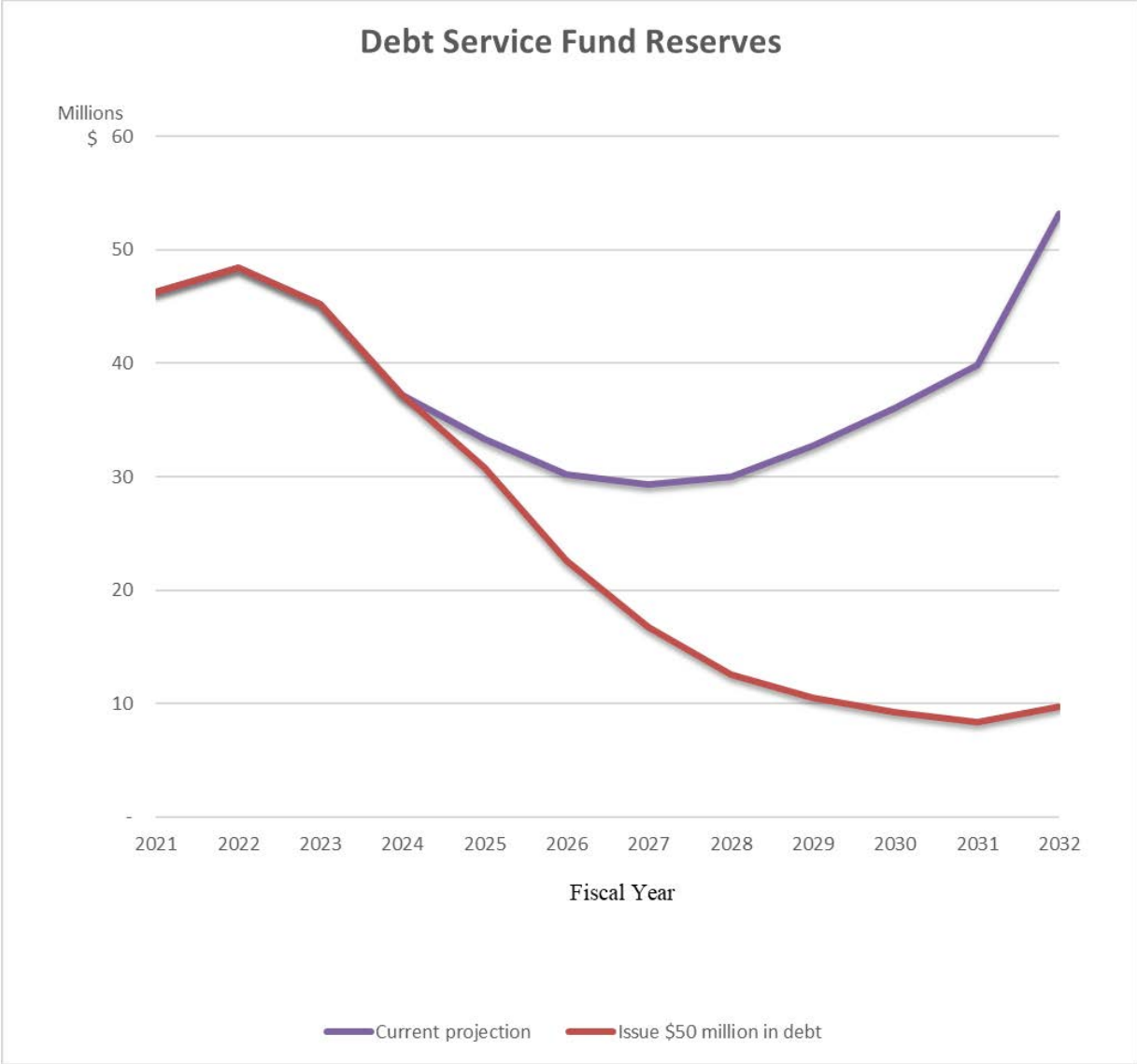
In November 2018, City residents approved a \$122 million bond referendum that authorized bonds to be issued for street improvements, economic development, housing development, parks and recreation improvements, and public safety facility improvements. As of June 30, 2021, \$87 million of these bonds are unissued. The plan is to issue these bonds in FY 2023 based on spending of projects previously approved by the Mayor and City Council.

The City commonly authorizes the use of two-thirds general obligation bonds every other year for capital maintenance purposes. Future debt issuance is likewise based on spending. The current capital plan projects approximately \$9 million every other year for this funding type, which is predominately allocated towards facility maintenance/replacement projects, street resurfacing, and bridge replacement.

Additionally, the Financial Management Services Department is bringing an action item to the Mayor and City Council in November 2021 to issue remaining authorized Limited Obligation Bonds (LOBs) in the amount of \$18,250,000. The attached debt service fund projection accounts for these debt issuances.

Debt Service Fund Projection

The debt service fund accounts for the accumulation of resources for the payment of interest and current maturities of general obligations. Long-term obligations and related debt service for water and sewer, parking, and other enterprise programs are recorded in their respective funds. Below is a debt service fund graph. It shows the current projection with existing debt and a projection with an additional issuance of \$50 million in currently unauthorized debt.



III. Project Summary by Ward

The following pages include a list of projects by ward, with details on funding and project status for each location.

CITYWIDE/ MULTIPLE WARDS

Location	Budget	Spending + Committed	Primary Funding Source	Project Status
Commercial Redevelopment of Blighted Areas	1,514,725	0	2018 GO Bonds	Appropriated
Decorative Streetlight Repair	70,000	0	2/3 Bonds	Appropriated
Economic Development Sites/Infrastructure	6,660,810	0	2018 GO Bonds	Appropriated
Facility Renewal - Public Safety	128,361	647	2/3 Bonds	Appropriated
Facility Renewal - Recreation	270,339	0	2018 GO Bonds; 2/3 Bonds	Appropriated
Highway Streetlight Maintenance	180,000	0	2/3 Bonds	Appropriated
Housing and Neighborhood Development	164,575	0	2014 GO Bonds	Appropriated
Liberty Main Two-Way Conversion	3,600,000	360,000	2018 GO Bonds	Appropriated
Neighborhood Revitalization - Code Enforcement	93,680	0	2018 GO Bonds	Appropriated
Neighborhood Revitalization - Development Incentives	528,000	0	2018 GO Bonds	Appropriated
Neighborhood Revitalization - Employer Assisted Housing Pilot	250,000	0	2018 GO Bonds	Appropriated
Neighborhood Revitalization - TURN Program	1,442,120	0	2018 GO Bonds	Appropriated
Park Bridge Improvements	230,000	0	2/3 Bonds	Appropriated
Pedestrian Safety Projects	196,040	0	2019 LOBS	Appropriated
Rec Maintenance Projects	719,000	0	2/3 Bonds	Appropriated
Security Improvements-Rec Ctr	29,752	0	2018 GO Bonds	Appropriated
Sidewalk Construction & Repairs	1,354,570	0	2014 GO Bonds	Appropriated
Solar PV System Installation	125,000	0	2/3 Bonds	Appropriated
Streetscape Improvements	1,000,000	0	2018 GO Bonds	Appropriated
Academy St Bike Lane	40,619	40,619	2014 GO Bonds	Complete
Athletic Field Lighting Renovations	549,057	549,051	2/3 Bonds	Complete
Burke Mill, Stratford, and Atwood Street Widening	38,918	38,918	2/3 Bonds	Complete
Clemmonsville Road Street Widening	6,935,422	6,935,422	2/3 Bonds	Complete
Covid-19 Response Fund	1,000,000	1,000,000	2014 GO Bonds	Complete
Facility Maintenance Assessment	99,012	99,012	2/3 Bonds	Complete
Fire Stations - Bay Doors Replacement	102,255	102,255	2/3 Bonds	Complete
FY 19 Sidewalk Maintenance	269,215	269,215	2/3 Bonds	Complete
Neighborhood Revitalization - Center for Community Progress	40,000	40,000	2018 GO Bonds	Complete
Neighborhood Revitalization - Code Enforcement System	616,320	616,320	2018 GO Bonds	Complete
Neighborhood Revitalization - Grounded Network Local Match	75,000	75,000	2018 GO Bonds	Complete
Park Master Plans	280,900	280,900	2014 GO Bonds	Complete
Recreation Facility Resurfacing	196,061	196,061	2/3 Bonds	Complete
Reynolds Park Road Bridge	4,752,033	4,752,033	2/3 Bonds	Complete
Sidewalk Tree Removal	4,606	4,606	2/3 Bonds	Complete
Stratford Rd Bike Lane	22,200	22,200	2014 GO Bonds	Complete
Streetcar Feasibility Study	30,000	30,000	2014 GO Bonds	Complete
Swimming Pool Repairs	532,891	532,634	2018 GO Bonds; 2/3 Bonds	Complete
Tennis Court Repairs & Resurfacing	535,490	512,220	2018 GO Bonds; 2/3 Bonds	Complete
Trade St Bike Lane	23,100	23,100	2014 GO Bonds	Complete
Union Cross-Wallburg-Sedge Garden Sidewalks	147,489	147,489	2/3 Bonds	Complete
Water Spraygrounds	375	375	2014 GO Bonds	Complete
Bike/Pedestrian Improvements	1,190,550	0	2018 GO Bonds	In Progress
Business 40 Corridor Enhancements	7,977,160	3,689,727	2014 GO Bonds; 2018 GO Bonds	In Progress
Business 40 Corridor Improvements	2,000,000	0	2014 LOBS	In Progress
Child Pedestrian Safety Projects	1,475,137	0	2014 GO Bonds	In Progress
Concrete Base Rehab	9,116,052	7,277,805	2014 GO Bonds; 2018 GO Bonds	In Progress
First Second Two-Way Conversion	2,935,200	2,796,657	2018 GO Bonds	In Progress
Greenway Development	1,800,000	1,000,000	2014 GO Bonds; 2018 GO Bonds	In Progress
Long Branch Trail Study	58,950	58,950	2018 GO Bonds	In Progress

CITYWIDE/ MULTIPLE WARDS

Location	Budget	Spending + Committed	Primary Funding Source	Project Status
Multi-Use Path	6,063,200	71,571	2018 GO Bonds	In Progress
Neighborhood Revitalization - Acquisition & Site Prep	1,500,000	13,000	2018 GO Bonds	In Progress
Neighborhood Revitalization - Choice Neighborhoods Initiative 2019	4,172,000	683,870	2018 GO Bonds	In Progress
Neighborhood Revitalization - ForEveryoneHome	925,000	94	2018 GO Bonds	In Progress
Neighborhood Revitalization - TURN Administration	900,000	640,578	2018 GO Bonds; 2014 GO Bonds	In Progress
New Walkertown Rd Study	90,500	90,500	2018 GO Bonds	In Progress
Park Land Acquisition/Development	1,792,318	1,449,459	2014 GO Bonds; 2018 GO Bonds	In Progress
Pedestrian Safety - On-Call Concrete	345,000	90,840	2019 LOBS	In Progress
Pedestrian Safety - On-Call Markings	250,000	249,543	2019 LOBS	In Progress
Pedestrian Safety - On-Call Signals	335,000	334,752	2019 LOBS	In Progress
Pedestrian Safety - Pedestrian Improvements Signal Design	143,000	109,725	2019 LOBS	In Progress
Picnic Shelter Renovation/Replacement	71,328	51,419	2/3 Bonds	In Progress
Playground Renovation & Equipment	1,566,474	1,286,035	2018 GO Bonds; 2/3 Bonds	In Progress
Playground Safety Surfacing	510,734	360,734	2/3 Bonds	In Progress
Polo Rd Corridor Improvements	5,321,872	2,044,214	2014 GO Bonds; 2018 GO Bonds	In Progress
RAISE Grant	60,000	49,479	2018 GO Bonds	In Progress
RUCA	24	0	2014 GO Bonds	In Progress
Sara Lee Soccer Complex	1,015,450	713,493	2018 GO Bonds	In Progress
STP-DA Bicycle & Pedestrian Projects	195,253	60	2014 GO Bonds	In Progress
Street Resurfacing - Citywide	19,488,631	13,758,794	2014 GO Bonds; 2018 GO Bonds; 2/3 Bonds	In Progress
University/Coliseum Child-Ped Safety	245,000	58,600	2014 GO Bonds	In Progress
Public Safety Radio Communication System	9,000,000	0	2018 GO Bonds	Out to bid
Public Safety Training Complex <i>(location TBD)</i>	3,500,000	31,490	2018 GO Bonds	Site selection
CITYWIDE/ MULTIPLE WARDS TOTAL	118,891,768	53,539,465		

NORTH WARD

Location	Budget	Spending + Committed	Primary Funding Source	Project Status
Brown & Douglas Security	22,200	0	2018 GO Bonds	Appropriated
Hine Park Restrooms & Concession - Facility Renewal	18,000	0	2/3 Bonds	Appropriated
Neighborhood Revitalization - Whitaker Park Lofts	500,000	0	2018 GO Bonds	Appropriated
Public Safety Center Facility Renewal	258,000	0	2/3 Bonds	Appropriated
SOD Building Facility Renewal	11,000	0	2/3 Bonds	Appropriated
25th Street Sidewalk - Thurmond St to Kirkwood St	14,572	14,572	2014 GO Bonds	Complete
27th Street Sidewalk - University Pkwy to Collins St	74,026	74,026	2014 GO Bonds	Complete
Bethabara Rd Sidewalk - Hickory Knoll Dr to Indiana Ave	760,124	760,124	2014 GO Bonds	Complete
Bethabara Road Street Widening	43,639	43,639	2/3 Bonds	Complete
Bethania Station Rd Sidewalk - Hanes Mill Rd to Grassy Creek Blvd	44,860	44,860	2014 GO Bonds	Complete
Brown Douglas Rec Center - Facility Renewal	78,635	78,635	2018 GO Bonds; 2/3 Bonds	Complete
Brown&Douglas/Piney Grv Improvements	251,413	251,413	2014 GO Bonds	Complete
Clark Avenue Sidewalk Wheelchair Ramp Repair	10,502	10,502	2/3 Bonds	Complete
Convention Center Renovations	19,650,000	19,606,084	2014 LOBS	Complete
Crossnore Open Space Land Acquisition	100,000	100,000	2018 GO Bonds	Complete
Grassy Creek Blvd Sidewalk - Bethania Station Rd to end	60,551	60,551	2014 GO Bonds	Complete
Greenway Park	93,123	93,123	2/3 Bonds	Complete
Greenway Park - Facility Renewal	20,723	20,723	2018 GO Bonds	Complete
Hanes Hosiery Rec Ctr - Facility Renewal	74,536	74,536	2/3 Bonds	Complete
Hanes Hosiery Recreation Center	37,463	37,463	2018 GO Bonds	Complete
Kimberley Park Improvements	781,744	781,744	2014 GO Bonds	Complete
Long Creek Park Land Acquisition	29,250	29,250	2018 GO Bonds	Complete
Long Creek Pool	294,909	294,909	2/3 Bonds	Complete
Long Drive Sidewalk	392,004	392,004	2/3 Bonds	Complete
New North Ward Park	1,019,488	1,019,488	2014 GO Bonds	Complete
Pembroke Road Sidewalk - Edgeware Rd to Morningside Dr	582	582	2014 GO Bonds	Complete
Police District 1 Facility (North Point Boulevard)	3,439,175	3,439,175	2014 GO Bonds	Complete
Skate Park	536,233	536,233	2/3 Bonds	Complete
SORT Building Renovations	392,064	392,064	2/3 Bonds	Complete
Whitaker Business Park	3,999,400	3,999,400	2014 GO Bonds	Complete
Whitaker Park Akron Drive Extension	2,583,190	2,583,190	2014 GO Bonds	Complete
Bethania-Rural Hall Park	1,000,000	849,321	2018 GO Bonds	In Progress
Fairlawn Dr Sidewalk	1,086,800	110,558	2014 GO Bonds	In Progress
Fire Station #1 - Facility Renewal	209,923	209,097	2/3 Bonds	In Progress
Fire Station #14 - Facility Renewal	23,198	8,198	2/3 Bonds	In Progress
High Cliffs Road Bridge Repair	200,000	124,139	2/3 Bonds	In Progress
Hine Soccer Complex	600,000	453,571	2018 GO Bonds	In Progress
Hydroponics/Hope	1,996,110	1,791,454	2014 GO Bonds	In Progress
Kimberly Park Pool	334,100	303,536	2018 GO Bonds; 2/3 Bonds	In Progress
Long Creek Park Development	2,000,000	1,749,836	2019 LOBS	In Progress
MLK Recreation Center	161,637	136,249	2018 GO Bonds	In Progress
MLK Recreation Center - Facility Renewal	283,810	252,560	2018 GO Bonds, 2/3 Bonds	In Progress
Neighborhood Revitalization - TURN Program - North	800,000	556,371	2014 GO Bonds	In Progress
Public Safety Center Renovation Move	173,750	182,849	2/3 Bonds	In Progress
Public Safety Center Renovations	11,817,088	11,807,174	2014 GO Bonds	In Progress
Street Resurfacing - North Ward Total	3,237,290	3,234,045	2014 GO Bonds; 2018 GO Bonds	In Progress
Georgetown Park Development	800,000	3,282	2018 GO Bonds	Site selection
North Ward Total	60,315,113	56,510,531		

NORTH WARD

Street Resurfacing Segments

Street Resurfacing - Bethabara Park Blvd from Bethabara Rd to University Parkway	2014 GO Bonds
Street Resurfacing - Bethabara Park Blvd from Reynolda Rd to Bethabara Rd	2014 GO Bonds
Street Resurfacing - Brian Center Ln from Bethabara Park Blvd to curb and gutter	2014 GO Bonds
Street Resurfacing - Brownsboro Rd from Sugarcreek Dr to University Parkway	2014 GO Bonds
Street Resurfacing - Burton Street from Pittsburg Ave to N. Cherry Street	2014 GO Bonds
Street Resurfacing - Chancellorsville Dr from the dead end to Chickamauga Dr	2014 GO Bonds
Street Resurfacing - Clark Ave from Fourteenth Street to Northwest Crawford Place	2014 GO Bonds
Street Resurfacing - Eastwell Place from the cul de sac to Hartford Street	2014 GO Bonds
Street Resurfacing - Edgebrook Dr from Bethabara Rd to the dead end	2014 GO Bonds
Street Resurfacing - Forest Hill Ave from Indiana Ave to curb and gutter.	2014 GO Bonds
Street Resurfacing - Garfield Ave from Pittsburg Ave to Fourteenth Street	2014 GO Bonds
Street Resurfacing - Garfield Ct from Garfield Ave to the cul de sac	2014 GO Bonds
Street Resurfacing - Harpwell Dr from the dead end to Murray Rd	2014 GO Bonds
Street Resurfacing - Kress Dr from Waycross Dr to University Parkway	2014 GO Bonds
Street Resurfacing - Linn Station Rd from Brownsboro Rd to North Point Blvd	2014 GO Bonds
Street Resurfacing - Long Dr from Ewing Street to University Parkway	2014 GO Bonds
Street Resurfacing - Morningside Dr from Reynolda Rd to the dead end	2014 GO Bonds
Street Resurfacing - N. Cherry St from NW Crawford Pl to Thirteenth St	2014 GO Bonds
Street Resurfacing - N. Patterson Ave from Sheraton Street to US 52 exit	2014 GO Bonds
Street Resurfacing - N. Patterson Ave from W. Twenty Seventh St to Indiana Ave	2014 GO Bonds
Street Resurfacing - Northwest Crawford Pl from SM Caesar Dr to N. Cherry St	2014 GO Bonds
Street Resurfacing - Pittsburg Ct from Pittsburg Ave to the cul de sac	2014 GO Bonds
Street Resurfacing - Ranch Dr from Waycross Dr to University Parkway	2014 GO Bonds
Street Resurfacing - Retnuh Rd from N. Cherry Street to Dead End	2014 GO Bonds
Street Resurfacing - Reynolda Rd from Northwest Blvd to Meadowbrook Dr	2014 GO Bonds
Street Resurfacing - W. Hanes Mill Rd from Corporate Square Dr to Bethania Station Rd	2014 GO Bonds
Street Resurfacing - W. Twenty Fifth St from Pittsburg Ave to change in pavement	2014 GO Bonds
Street Resurfacing - Wilderness Rd from the dead end to Chancellorsville Rd.	2014 GO Bonds
Street Resurfacing - Bethania Station Rd from Bethabara Rd to End of C&G	2018 GO Bonds
Street Resurfacing - Bethania Station Rd from End of C&G to Independence Rd	2018 GO Bonds
Street Resurfacing - Bethania Station Rd from Independence Rd to Becks Church Rd	2018 GO Bonds
Street Resurfacing - E 25th Street from Greenway Ave to Patterson Ave	2018 GO Bonds
Street Resurfacing - Edgeware Rd from Hartford St to Dead End	2018 GO Bonds
Street Resurfacing - Gilmer Ave from W Thirtieth St to Dead End	2018 GO Bonds
Street Resurfacing - Greenway Ave from W Thirtieth St to Inverness St	2018 GO Bonds
Street Resurfacing - Hartford St from New Pavement Near Winona St to Morningside Dr	2018 GO Bonds
Street Resurfacing - Haywood St from Thurmond St to Manly St	2018 GO Bonds
Street Resurfacing - Indiana Ave from N Patterson Ave to W 32nd St	2018 GO Bonds
Street Resurfacing - Indiana Ave from W 32nd St to Reynolds Blvd	2018 GO Bonds
Street Resurfacing - Inverness St from Greenway Av to Bon Air Av	2018 GO Bonds
Street Resurfacing - Lakewood Dr from University to Cul de Sac	2018 GO Bonds
Street Resurfacing - Pembroke Rd from Edgeware Rd to Morningside Dr	2018 GO Bonds
Street Resurfacing - Shorefair Dr from Reynolds Blvd to 27th St	2018 GO Bonds
Street Resurfacing - W 23rd St from End of Maintenance to Caesar Dr	2018 GO Bonds
Street Resurfacing - W 25th St from Pittsburg Ave to Greenway Ave	2018 GO Bonds
Street Resurfacing - W 28th St from W 27th St to Patterson Ave	2018 GO Bonds
Street Resurfacing - W Northwest Blvd from Trade St to Chatham Rd	2018 GO Bonds

*Street Resurfacing Segments are only included for 2014 and 2018 GO Bonds. Segments funded by two-thirds bonds are combined with other funding sources and are not available by ward at this time.

NORTH WARD

Project: Nelson Malloy Jr. Park

Funding: 2014 GO Bonds





Project: Convention Center Renovations
Funding: 2014 LOBS



Project: Police District Office #1

Funding: 2014 GO Bonds



Project: Greenway Park
Funding: Two-thirds Bonds



NORTHEAST WARD

Location	Budget	Spending + Committed	Primary Funding Source	Project Status
Beaty Center Facility Renewal	80,000	0	2/3 Bonds	Appropriated
Blum Park Shelter/Restrooms - Facility Renewal	39,000	0	2018 GO Bonds; 2/3 Bonds	Appropriated
Bowen Blvd Park Shelter - Facility Renewal	3,500	0	2/3 Bonds	Appropriated
University Parkway Sidewalk	730,876	0	2014 GO Bonds	Appropriated
25th Street Sidewalk - Manchester St to dead end	14,572	14,572	2014 GO Bonds	Complete
Beaty Center Renovations - Phase II	5,875,175	5,872,987	2014 GO Bonds	Complete
Beeson Dairy Bridge Repair	53,850	53,850	2/3 Bonds	Complete
Black-Phillips-Smith Center - Facility Renewal	53,077	53,077	2/3 Bonds	Complete
Blum Park Improvements	311,994	311,994	2014 GO Bonds	Complete
Bowen Park Restroom	176,408	176,408	2014 GO Bonds	Complete
Brookwood Business Park	103,316	103,316	2014 GO Bonds	Complete
Carver High School Tennis Cts	109,612	109,612	2014 GO Bonds; 2018 GO Bonds	Complete
Carver Sch/Walkertown/Motor Street Widening	536,902	536,902	2/3 Bonds	Complete
Carver School Rd Sidewalk	773,540	537,501	2014 GO Bonds	Complete
Crawford Park Shelter - Facility Renewal	9,613	9,613	2/3 Bonds	Complete
Fairview Park Renovations	243,342	243,342	2014 GO Bonds	Complete
Fire Station #12 - Facility Renewal	12,736	12,736	2/3 Bonds	Complete
Fire Station #3 - Facility Renewal	66,078	66,078	2/3 Bonds	Complete
Fire Station #9 Renovations	1,303,291	1,303,291	2014 GO Bonds	Complete
Helen Nichols Shelter - Facility Renewal	14,272	14,272	2/3 Bonds	Complete
Joint Firearms Training Facility - Facility Renewal	14,994	14,994	2/3 Bonds	Complete
Lansing Drive Sidewalk	268,786	268,786	2/3 Bonds	Complete
Liberty St Bike Lanes	12,000	12,000	2014 GO Bonds	Complete
Liberty Street Corridor	187,630	187,630	2/3 Bonds	Complete
Mineral Springs Pool & Sprayground	336,965	336,965	2014 GO Bonds; 2/3 Bonds	Complete
Mineral Springs Pool House - Facility Renewal	15,122	15,122	2/3 Bonds	Complete
Mineral Springs Tennis Courts	139,250	139,250	2018 GO Bonds	Complete
New Hope Manor	1,435,425	1,435,425	2014 GO Bonds	Complete
Carl H. Russell Renovation	1,160,000	1,051,804	2018 GO Bonds	Construction
Fire Station #3 Replacement	3,600,000	261,441	2018 GO Bonds	Design
Brannon Lane Concrete Base Street Rehab	26,000	26,000	2018 GO Bonds	In Progress
Brookwood Business Park Phase II	42,000	42,000	2014 GO Bonds	In Progress
Joint Firearms Training Facility - Lead Storage Bldg	42,555	42,400	2/3 Bonds	In Progress
Liberty Street Redevelopment- Phase I	2,500,000	1,721	2018 GO Bonds	In Progress
Neighborhood Revitalization - TURN Program - Northeast	800,000	203,628	2014 GO Bonds	In Progress
Novack Bridge Replacement	2,296,548	880,882	2/3 Bonds	In Progress
Patterson/Glenn RUCA	1,240,620	1,169,623	2014 GO Bonds	In Progress
Shattalon Dr Sidewalk	31,538	31,538	2014 GO Bonds	In Progress
Street Resurfacing - Northeast Ward Total	3,363,016	3,359,771	2014 GO Bonds; 2018 GO Bonds	In Progress
Northeast Ward Total	28,023,604	18,900,532		

NORTHEAST WARD

Street Resurfacing Segments

Street Resurfacing - Airport Rd from Fieldstone Rd to Carver School Rd	2014 GO Bonds
Street Resurfacing - Bainbridge Dr from Whitfield Rd to Carver School Rd	2014 GO Bonds
Street Resurfacing - Beeson Dairy Rd from Tulip Ln to Dayton Street	2014 GO Bonds
Street Resurfacing - E. Seventeenth Street from Patterson Ave to Maple Street	2014 GO Bonds
Street Resurfacing - Lansing Dr from Carver School Rd to Oak Ridge Dr	2014 GO Bonds
Street Resurfacing - Leo Street from Thirty Fourth Street to the dead end	2014 GO Bonds
Street Resurfacing - Manchester Street from Bowen Blvd to Frazier View Ln	2014 GO Bonds
Street Resurfacing - Maple Street from E. Sixteenth Street to W. Seventeenth Street	2014 GO Bonds
Street Resurfacing - Mineral Ave from Peden Street to Kapp Street	2014 GO Bonds
Street Resurfacing - N. Cherry Street from Retnuh Dr to width change	2014 GO Bonds
Street Resurfacing - N. Cherry Street from width change to University Parkway	2014 GO Bonds
Street Resurfacing - N. Glenn Ave from Akron Dr to W. Thirty Second Street	2014 GO Bonds
Street Resurfacing - N. Patterson Ave from Sheraton Street to US 52 exit	2014 GO Bonds
Street Resurfacing - N. Patterson Ave from US 52 exit to Motor Rd	2014 GO Bonds
Street Resurfacing - N. Patterson Ave from W. Twenty Seventh Street to Indiana Ave	2014 GO Bonds
Street Resurfacing - Ogburn Ave from N. Glenn Ave to Newton Street	2014 GO Bonds
Street Resurfacing - Old Carver School Rd from Carver School Rd to Doris Street	2014 GO Bonds
Street Resurfacing - Rosa Street from Bainbridge Dr to the t-turn around	2014 GO Bonds
Street Resurfacing - S. Glenn Ave from N. Chestnut Street to Greenway Ave	2014 GO Bonds
Street Resurfacing - S. Glenn Ave from N. Chestnut Street to SM Caesar Dr	2014 GO Bonds
Street Resurfacing - Summit Square Blvd from University Parkway to E. Hanes Mill Rd	2014 GO Bonds
Street Resurfacing - Tise Ave from Akron Dr to Motor Rd	2014 GO Bonds
Street Resurfacing - Vance Ct from Germanton Rd to Dead End	2014 GO Bonds
Street Resurfacing - Village Oak Dr from the cul de sac to NC 65 Highway	2014 GO Bonds
Street Resurfacing - W. Hanes Mill Rd from Corporate Square Dr to Bethania Station Rd	2014 GO Bonds
Street Resurfacing - W. Hanes Mill Rd from Corporate Square Dr to the width change	2014 GO Bonds
Street Resurfacing - White Street from Whitfield Rd to Carver School Rd	2014 GO Bonds
Street Resurfacing - Whitfield Rd from Barkwood Dr to the t-turn around	2014 GO Bonds
Street Resurfacing - Ansonia St from W Twenty Third St to W Twenty Fourth St	2018 GO Bonds
Street Resurfacing - Ashley School Cir from N Jackson Ave to End of Maintenance	2018 GO Bonds
Street Resurfacing - Bethlehem Ln from Dead End to LaFayette Ave	2018 GO Bonds
Street Resurfacing - Carlton Dr from Jordan Dr to Whiterock Rd	2018 GO Bonds
Street Resurfacing - Doris St from Erin St to Lasley Dr	2018 GO Bonds
Street Resurfacing - Doris St from Lasley Dr to RR Crossing	2018 GO Bonds
Street Resurfacing - Doris St from Old Carver School Rd to Erin St	2018 GO Bonds
Street Resurfacing - E 21st St from T-Turnaround to N Jackson Ave	2018 GO Bonds
Street Resurfacing - E 22nd St from T-Turnaround (Woodland Ave) to Cul de Sac	2018 GO Bonds
Street Resurfacing - E 23rd St from T-Turnaround (Woodland Ave) to Cul de Sac	2018 GO Bonds
Street Resurfacing - E 24th St from Woodland Ave to Dead End	2018 GO Bonds
Street Resurfacing - E 25th St from Patterson Ave to Dead End	2018 GO Bonds
Street Resurfacing - E Northwest BV from N Main St to Chestnut St	2018 GO Bonds
Street Resurfacing - Forest Valley Dr from Beeson Dairy Rd to Cul de sac	2018 GO Bonds
Street Resurfacing - N Dunleith Av from E Twenty Fifth St to Twenty Second St	2018 GO Bonds
Street Resurfacing - N Dunleith Av from Twenty First St to Eighteenth St	2018 GO Bonds
Street Resurfacing - N Glenn Ave from Akron Dr to Efir St	2018 GO Bonds
Street Resurfacing - N Glenn Ave from Efir St to Liberty St. (Begin C&G)	2018 GO Bonds
Street Resurfacing - N Glenn Ave from N Patterson Ave to W 27th St	2018 GO Bonds
Street Resurfacing - N Glenn Ave from W 27th St to W 30th St	2018 GO Bonds
Street Resurfacing - N Glenn Ave from W 30th St to 32nd St	2018 GO Bonds

NORTHEAST WARD

Street Resurfacing - N Jackson Ave from 14th St NE to 25th St	2018 GO Bonds
Street Resurfacing - Noel Dr from University Pkwy to Nita Ave	2018 GO Bonds
Street Resurfacing - Shaw Rd from Dead End to Milton Dr	2018 GO Bonds
Street Resurfacing - W Northwest BV from N Main St to Trade St	2018 GO Bonds
Street Resurfacing - W 28th St from Patterson Ave to Indiana Ave	2018 GO Bonds
Street Resurfacing - W Twenty Third St from Ansonia to Douglas Hill	2018 GO Bonds
Street Resurfacing - White Rock Rd from Jordan Dr to Baux Mountain Rd	2018 GO Bonds
Street Resurfacing - Woodland Ave from E Fourteenth St to Fifteenth St	2018 GO Bonds

*Street Resurfacing Segments are only included for 2014 and 2018 GO Bonds. Segments funded by two-thirds bonds are combined with other funding sources and are not available by ward at this time.

NORTHEAST WARD

Project: Fire Station #9 Renovations

Funding: 2014 GO Bonds



Project: New Hope Manor Rehabilitation

Funding: 2014 GO Bonds



Project: Mineral Springs Pool and Sprayground

Funding: 2014 GO Bonds; Two-thirds Bonds



Project: Blum Park Improvements
Funding: 2014 GO Bonds



NORTHWEST WARD

Location	Budget	Spending + Committed	Primary Funding Source	Project Status
Old Town Recreation Center	24,300	0	2018 GO Bonds	Appropriated
Pedestrian Safety - Buena Vista/Reynolda Imvpts	50,800	0	2019 LOBS	Appropriated
Polo Park Recreation Center	29,500	0	2018 GO Bonds	Appropriated
Portrait Project Sidewalk	27,100	0	2014 GO Bonds	Appropriated
25th Street Sidewalk - existing to Kirkwood St	14,572	14,572	2014 GO Bonds	Complete
Bethabara Park Observation Decks	140,025	140,025	2/3 Bonds	Complete
Bethabara Park Sprayground	228,635	228,635	2014 GO Bonds	Complete
Fire Station #8 - Facility Renewal	5,271	5,271	2/3 Bonds	Complete
Fire Station #8 Renovation	2,096,130	2,096,130	2014 GO Bonds	Complete
Good Hope Road Sidewalk - St. Claire Rd to St. George Rd	521	521	2014 GO Bonds	Complete
Hanes Park Storage Bldg - Facility Renewal	11,911	11,911	2018 GO Bonds	Complete
Joe White Tennis Center - Facility Renewal	30,544	30,544	2/3 Bonds	Complete
Old Town Dr Sidewalk - connecting greenways	148,655	148,655	2014 GO Bonds	Complete
Polo Park Pool & Sprayground	418,170	418,170	2014 GO Bonds; 2018 GO Bonds; 2/3 Bonds	Complete
Reynolda Road Sidewalk - Van Hoy Ln to Coliseum Dr	882	882	2014 GO Bonds	Complete
Robinhood Road Sidewalk - Peace Haven Rd to 3333 Robinhood Rd	22,096	22,096	2014 GO Bonds	Complete
Second Street Park	350,225	350,225	2014 GO Bonds	Complete
St. George Road Sidewalk - St. Claire Rd to Good Hope Rd	521	521	2014 GO Bonds	Complete
Winston Square Park	777	777	2/3 Bonds	Complete
Bethabara Arc/Storage Bldg - Facility Renewal	25,000	19,540	2018 GO Bonds	In Progress
Bethabara Maintenance Bldg - Facility Renewal	15,000	10,100	2018 GO Bonds	In Progress
Butner House-Bethabara - Facility Renewal	3,410	3,403	2018 GO Bonds	In Progress
Downtown/Merschel Plaza	3,000,000	3,017,470	2014 GO Bonds	In Progress
Fire Station #15 - Facility Renewal	36,104	35,734	2/3 Bonds	In Progress
Hanes Park Improvements	4,413,828	4,337,889	2014 GO Bonds; 2018 GO Bonds	In Progress
Liberty Plaza/Kaleideum	2,000,000	434,259	2019 LOBS	In Progress
Merschel Plaza Phase II	950,401	930,730	2014 GO Bonds	In Progress
Old Town Park	250,000	229,983	2018 GO Bonds	In Progress
Old Town Rec Center - Facility Renewal	76,582	63,582	2/3 Bonds	In Progress
Pedestrian Safety - Buena Vista/Reynolda Curbs	45,000	36,400	2019 LOBS	In Progress
Petree Road Sidewalk	935,000	127,202	2014 GO Bonds	In Progress
Polo Park Rec Center - Facility Renewal	455,595	278,095	2018 GO Bonds; 2/3 Bonds	In Progress
Robinhood Road Sidewalk - Speaks Farm Rd to Muddy Creek Greenway	622,160	91,595	2014 GO Bonds	In Progress
Street Resurfacing - Northwest Ward Total	3,240,274	3,237,029	2014 GO Bonds; 2018 GO Bonds	In Progress
W First St Bridge	5,067,736	854,204	2/3 Bonds	In Progress
Northwest Ward Total	24,736,726	17,176,151		

Street Resurfacing Segments

Street Resurfacing - Abingdon Way from Polo Rd to the cul de sac	2014 GO Bonds
Street Resurfacing - Basswood Ct from the cul de sac to Oakland Dr	2014 GO Bonds
Street Resurfacing - Bethabara Park Blvd from Reynolda Rd to Bethabara Rd	2014 GO Bonds
Street Resurfacing - Briarcliffe Rd from Kingston Rd to the dead end	2014 GO Bonds
Street Resurfacing - Good Hope Rd from Silas Creek Parkway to Saint George Rd	2014 GO Bonds
Street Resurfacing - Green Valley Rd from Polo Rd to Willow Lake Rd	2014 GO Bonds
Street Resurfacing - Green Valley Rd from the dead end to Polo Rd	2014 GO Bonds
Street Resurfacing - Green Valley Rd from Willow Lake Rd to Fox Hall Dr	2014 GO Bonds
Street Resurfacing - Leinbach Dr from Shattalon Dr to Avera Ave	2014 GO Bonds
Street Resurfacing - Loch Dr from Ransom Rd to Reynolda Rd	2014 GO Bonds

NORTHWEST WARD

Street Resurfacing - Loch Lomond Ct from the cul de sac to Loch Dr	2014 GO Bonds
Street Resurfacing - Meade Ln from the cul de sac to Abingdon Way	2014 GO Bonds
Street Resurfacing - Millerwood Dr from Polo Rd to the t-turn around	2014 GO Bonds
Street Resurfacing - N. BRd Street from W. Sixth Street to W. Northwest Blvd	2014 GO Bonds
Street Resurfacing - Oakland Dr from Fairlawn Dr to the dead end	2014 GO Bonds
Street Resurfacing - Old Town Dr from Reynolda Rd to Bethabara Rd	2014 GO Bonds
Street Resurfacing - Petree Rd from Huntinggreen Ln to Chancery Ln	2014 GO Bonds
Street Resurfacing - Petree Rd from Polo Rd to the width change	2014 GO Bonds
Street Resurfacing - Polo Rd from Merrimont Dr to Robinhood Rd	2014 GO Bonds
Street Resurfacing - Red Oak Ln from the cul de sac to Abingdon Way	2014 GO Bonds
Street Resurfacing - Reynolda Rd from Meadowbrook Dr to N. Stratford Rd	2014 GO Bonds
Street Resurfacing - Reynolda Rd from Northwest Blvd to Meadowbrook Dr	2014 GO Bonds
Street Resurfacing - Reynolda Rd from West End Blvd to Northwest Blvd	2014 GO Bonds
Street Resurfacing - Ridgemere Ln from Petree Rd to the cul de sac	2014 GO Bonds
Street Resurfacing - Robinhood Rd from Reynolda Rd to Stratford Rd	2014 GO Bonds
Street Resurfacing - Rosedale Circle from Polo Rd to Polo Rd	2014 GO Bonds
Street Resurfacing - Springwater Ct from the cul de sac to Ridgemere Ln	2014 GO Bonds
Street Resurfacing - Swan Dr from the cul de sac to Ransom Rd	2014 GO Bonds
Street Resurfacing - Tangle Ln from Miller Creek Rd to Greenmeade Rd	2014 GO Bonds
Street Resurfacing - Valley Rd from Reynolda Rd to the bridge	2014 GO Bonds
Street Resurfacing - Wabash Blvd from Reynolda Rd to Yarbrough Ave	2014 GO Bonds
Street Resurfacing - Yarbrough Ave from Valley Rd to Andrews Dr	2014 GO Bonds
Street Resurfacing - Yarbrough Ave from Wabash Blvd to the cul de sac	2014 GO Bonds
Street Resurfacing - 4th St from 1st St to Peters Creek Pkwy	2018 GO Bonds
Street Resurfacing - 4th St from 1st St to Peters Creek Pkwy	2018 GO Bonds
Street Resurfacing - Avera Ave from Shattalon to Wabash	2018 GO Bonds
Street Resurfacing - Benbow St from Euclid St to Yates	2018 GO Bonds
Street Resurfacing - Benbow St from Linbrook Dr to Tabor St	2018 GO Bonds
Street Resurfacing - Benbow St from Tabor St to Euclid St	2018 GO Bonds
Street Resurfacing - Bumgardner St from Pilgrim Ct to Arbor Pl Ct	2018 GO Bonds
Street Resurfacing - Community Church Rd from Yadkinville Rd to Skylark Rd	2018 GO Bonds
Street Resurfacing - Faircloth Av from Polo Rd to Dead End	2018 GO Bonds
Street Resurfacing - Georgia Ave from Halycon Ave to Springdale Ave	2018 GO Bonds
Street Resurfacing - Georgia Ave from N Hawthorne Rd to Halycon Ave	2018 GO Bonds
Street Resurfacing - Greenbrier Rd from Carolina Cr to Greenbrier Rd	2018 GO Bonds
Street Resurfacing - Greenbrier Rd from Greenbrier Rd to Robinhood Rd	2018 GO Bonds
Street Resurfacing - Greenbrier Rd from N Stratford Rd to Carolina Cr	2018 GO Bonds
Street Resurfacing - Holly Ave from Spruce to BRd	2018 GO Bonds
Street Resurfacing - Hope Valley Rd from Silas Creek Pkwy to Ormund Dr	2018 GO Bonds
Street Resurfacing - N Poplar from 1st St to 5th St	2018 GO Bonds
Street Resurfacing - N Spring St from Brookstown Ave to W 8th St	2018 GO Bonds
Street Resurfacing - N Spruce St from 1st St to 6th St	2018 GO Bonds
Street Resurfacing - Rock Hill Rd from Transou Rd to 4295 Rockhill Rd	2018 GO Bonds
Street Resurfacing - Sussex Ln from Robinhood Rd to End C&G	2018 GO Bonds
Street Resurfacing - Thacker Hill Dr from Lienbach Dr to Cul De Sac	2018 GO Bonds
Street Resurfacing - Tonbridge Ln from Lantern Dr to Sewanee Dr	2018 GO Bonds
Street Resurfacing - Tonbridge Ln from Shattalon Dr to Lantern Dr	2018 GO Bonds
Street Resurfacing - W 1st St from Cloverdale Ave to 5 Points	2018 GO Bonds
Street Resurfacing - Winchester Rd from Greenmead Rd to Briarcliffe Rd	2018 GO Bonds
Street Resurfacing - Winchester Rd from Greenmead Rd to Briarcliffe Rd	2018 GO Bonds

*Street Resurfacing Segments are only included for 2014 and 2018 GO Bonds. Segments funded by two-thirds bonds are combined with other funding sources and are not available by ward at this time.

NORTHWEST WARD

Project: Fire Station #8 Renovation

Funding: 2014 GO Bonds



Project: Polo Park Pool and Sprayground

Funding: 2014 GO Bonds, 2018 GO Bonds, Two-thirds Bonds



Polo Pool Building



Polo Spraygrounds



Polo Pool

Project: Second Street Park
Funding: 2014 GO Bonds



EAST WARD

Location	Budget	Spending + Committed	Primary Funding Source	Project Status
City Yard Security Fencing	250,000	0	2/3 Bonds	Appropriated
E Ward Neighborhood Revitalization	1,030,000	0	2018 GO Bonds	Appropriated
East End Area Plan-Ph 1	2,000,000	0	2018 GO Bonds	Appropriated
East End Property Acquisition	3,000,000	0	2014 GO Bonds	Appropriated
Liberty Street Sidewalk	55,000	0	2014 GO Bonds	Appropriated
Main Street Sidewalk	55,000	0	2014 GO Bonds	Appropriated
New Walkertown Road CRBA	400,000	0	2018 GO Bonds	Appropriated
Rupert Bell Neighborhood Rec Center - Facility Renewal	95,000	0	2/3 Bonds	Appropriated
Rupert Bell Recreation Center	28,900	0	2018 GO Bonds	Appropriated
Salt Dome Conveyor System	150,000	0	2/3 Bonds	Appropriated
Union Station Facility Renewal	100,000	0	2/3 Bonds	Appropriated
14th Street Tennis Courts	93,190	93,190	2018 GO Bonds	Complete
5th Street Bridge Repair	47,331	47,331	2/3 Bonds	Complete
757 North	1,250,000	1,250,000	2014 GO Bonds	Complete
Barry Street Sidewalk - Old Greensboro Rd to existing	750	750	2014 GO Bonds	Complete
Byerly Road Sidewalk - Old Greensboro Rd to cemetery	5,738	5,738	2014 GO Bonds	Complete
Cameron Avenue Child-Pedestrian Safety	16,395	16,395	2014 GO Bonds	Complete
Chandler Street Sidewalk - Barbara Jane Ave to Old Greensboro Rd	88,782	88,782	2014 GO Bonds	Complete
Cleveland Ave Bike Lane	38,740	38,740	2014 GO Bonds	Complete
CY Building #1 - Facility Renewal	56,327	56,327	2/3 Bonds	Complete
CY Building #20 - Facility Renewal	22,115	22,115	2/3 Bonds	Complete
CY Building #25 - Facility Renewal	17,907	17,907	2/3 Bonds	Complete
CY Building #3 - Facility Renewal	175,459	175,459	2/3 Bonds	Complete
CY Building #42 - Facility Renewal	8,800	8,800	2/3 Bonds	Complete
E. Fifth St / Old Greensboro Rd Bicycle Lanes	74,088	74,088	2014 GO Bonds	Complete
Emmanuel Retirement Village	2,500,000	2,500,000	2014 GO Bonds	Complete
Fire Station #17 - Facility Renewal	2,659	2,659	2/3 Bonds	Complete
Fire Station #19 - Facility Renewal	5,710	5,710	2/3 Bonds	Complete
Fire Station #4 - Facility Renewal	30,691	30,691	2/3 Bonds	Complete
Gerald Street Sidewalk - Addison Ave to New Walkertown Rd	91,658	91,658	2014 GO Bonds	Complete
Happy Hill Park Renovations	5,200,785	5,181,616	2014 GO Bonds	Complete
Kinard Dr Sidewalk - Old Greensboro Rd to Crawford St	1,582	1,582	2014 GO Bonds	Complete
Old Greensboro Road Bridge	62,400	62,400	2/3 Bonds	Complete
Pedestrian Safety - 3rd & Patterson Impvts	60,000	57,064	2019 LOBS	Complete
Rich Ave and 8th St Sidewalk	34,399	34,399	2014 GO Bonds	Complete
Rupert Bell Sprayground	429,839	429,839	2014 GO Bonds	Complete
Sedge Garden Sprayground	407,844	407,844	2014 GO Bonds	Complete
Skyland Park Playground	240,700	240,698	2018 GO Bonds	Complete
Slater Avenue Sidewalk - Gerald St to Addison Ave	56,725	56,725	2014 GO Bonds	Complete
Union Station Renovation	18,300,000	18,242,128	2014 LOBS	Complete
WC Sims Rec Center - Facility Renewal	20,771	20,771	2/3 Bonds	Complete
14th St/New Walkertown Rd RUCA	260,000	358,098	2014 GO Bonds	In Progress
14th Street Rec Center - Facility Renewal	96,292	80,292	2/3 Bonds	In Progress
14th Street Recreation Center	333,599	287,147	2018 GO Bonds; 2/3 Bonds	In Progress
5th St Concrete Base Street Rehab	15,440	15,432	2018 GO Bonds	In Progress
Barbara Jane Avenue Sidewalk	350,300	35,964	2014 GO Bonds	In Progress
Bowman Gray Stadium Improvements	9,000,000	8,885,539	2019 LOBS	In Progress
Brushy Fork Playground	138,260	116,228	2/3 Bonds	In Progress
Cemeteries Facility Renewal	44,100	15,347	2/3 Bonds	In Progress
Central Warehouse - Facility Renewal	46,755	12,755	2/3 Bonds	In Progress
City Yard Facility Renewal	1,040,935	9,931	2/3 Bonds	In Progress
CY Building #14 - Facility Renewal	100,000	1,705	2/3 Bonds	In Progress
CY Power System Upgrades	120,000	90,293	2/3 Bonds	In Progress
E Ward Neighborhood Revitalization - Dreamland Park PILOT	120,000	120,000	2018 GO Bonds	In Progress

EAST WARD

Location	Budget	Spending + Committed	Primary Funding Source	Project Status
E Ward Neighborhood Revitalization - Ram's Pointe	400,000	0	2018 GO Bonds	In Progress
E Ward Neighborhood Revitalization - Southgate Apartments	150,000	150,000	2018 GO Bonds	In Progress
Neighborhood Revitalization - TURN Program - East	800,000	654,697	2014 GO Bonds	In Progress
Sedge Garden Recreation Center	1,310,263	1,280,263	2014 GO Bonds; 2018 GO Bonds	In Progress
Street Resurfacing - East Ward Total	2,322,758	2,322,758	2014 GO Bonds; 2018 GO Bonds	In Progress
W.C. Sims Recreation Center	144,600	101,648	2018 GO Bonds	In Progress
Winston Lake Golf Course	2,653,212	2,630,012	2014 GO Bonds; 2018 GO Bonds; 2/3 Bonds	In Progress
Winston Lake Golf Course Maintenance Bldg - Facility Renewal	67,158	52,158	2/3 Bonds	In Progress
Winston Lake Golf Course Proshop/Clubhouse - Facility Renewal	90,831	30,831	2018 GO Bonds; 2/3 Bonds	In Progress
Winston Lake Golf Course Shelters - Facility Renewal	56,302	42,869	2018 GO Bonds; 2/3 Bonds	In Progress
Winston Lake Park	10,323,745	8,904,074	2014 GO Bonds; 2018 GO Bonds; 2/3 Bonds	In Progress
East Ward Total	66,489,834	55,459,446		

Street Resurfacing Segments

Street Resurfacing - Addison Ave from New Walkertown Rd to the dead end	2014 GO Bonds
Street Resurfacing - Bruce Street from Williamson Street to Timlic Ave	2014 GO Bonds
Street Resurfacing - Carl Russell Ave from Highland Ave to Martin Luther King, Jr. Dr	2014 GO Bonds
Street Resurfacing - E. Eleventh Street from the cul de sac to Cleveland Ave	2014 GO Bonds
Street Resurfacing - E. Tenth Street from Cleveland Ave to Claremont Ave	2014 GO Bonds
Street Resurfacing - Gerald Street from Addison Ave to New Walkertown Rd	2014 GO Bonds
Street Resurfacing - Highland Ave from the cul de sac to E. Fourteenth Street	2014 GO Bonds
Street Resurfacing - Jubilee Trail from Oak Garden Dr to Ember Ln	2014 GO Bonds
Street Resurfacing - Lake Garden Ct from Toucan Ln to the cul de sac	2014 GO Bonds
Street Resurfacing - Lowery Ct from Lowery Street to W. Fifth Street	2014 GO Bonds
Street Resurfacing - Martindale Rd from Kernersville Rd to High Point Rd	2014 GO Bonds
Street Resurfacing - New Greensboro Rd from the dead end to Linville Rd	2014 GO Bonds
Street Resurfacing - Oak Garden Dr from Oak Grove Church Rd to Sedge Garden Rd	2014 GO Bonds
Street Resurfacing - Oak Grove Church Rd from Oak Garden Dr to Glenn High Rd	2014 GO Bonds
Street Resurfacing - Old Greensboro Rd from E. Fifth St to Wales St	2014 GO Bonds
Street Resurfacing - Pecan Ln from Sedge Garden Rd to Union Cross Rd	2014 GO Bonds
Street Resurfacing - Rankin Street from Edna Street to Kinard Dr	2014 GO Bonds
Street Resurfacing - Slater Ave from the cul de sac to Gerald Street	2014 GO Bonds
Street Resurfacing - Spaulding Dr from New Walkertown Rd to New Walkertown Rd	2014 GO Bonds
Street Resurfacing - Stewart Rd from Kernersville Rd to the cul de sac	2014 GO Bonds
Street Resurfacing - Timlic Ave from Williamson Street to Williamson Street	2014 GO Bonds
Street Resurfacing - Wayside Dr from High Point Rd to Bedford Park Ct	2014 GO Bonds
Street Resurfacing - Wayside Dr from Young Street to Old Wayside Dr	2014 GO Bonds
Street Resurfacing - Williamson Street from Bruce Street to Martin Luther King, Jr. Dr	2014 GO Bonds
Street Resurfacing - Winston Lake Rd from Waterworks Rd to New Walkertown Rd	2014 GO Bonds
Street Resurfacing - Airview Dr from Crossfield Dr to Chanute TI	2018 GO Bonds
Street Resurfacing - Biloxi Ave from End Curb & Gutter to New Pavement near Union Cross Rd	2018 GO Bonds
Street Resurfacing - Biloxi Ave from Silver Creek TL to Cul de Sac	2018 GO Bonds
Street Resurfacing - Biloxi Ave from Silver Creek TL to End Curb & Gutter	2018 GO Bonds
Street Resurfacing - Brannon Ln (Concrete Base Streets Project) from N Liberty St to Dead End	2018 GO Bonds
Street Resurfacing - Chanute TI from Airview Dr to Cul de sac	2018 GO Bonds

EAST WARD

Location	Budget	Spending + Committed	Primary Funding Source	Project Status
Street Resurfacing - Crossfield Dr from Glenn Hi Rd to Airview Dr			2018 GO Bonds	
Street Resurfacing - Lake Meadow Ct from Sedge Garden Rd to Cul de sac			2018 GO Bonds	
Street Resurfacing - Louise Wilson Ln from Old Greensboro Rd to End of Maintenance			2018 GO Bonds	
Street Resurfacing - N Cameron Ave from Dead End to W First St			2018 GO Bonds	
Street Resurfacing - N Cameron Ave from W Eighth St to W Fourteenth St			2018 GO Bonds	
Street Resurfacing - N Cameron Ave from W First St to W Third St			2018 GO Bonds	
Street Resurfacing - N Dunleith Ave from Cornelius Ct to E Fourteenth St			2018 GO Bonds	
Street Resurfacing - N Dunleith Ave from E Twelfth St to Cornelius Ct			2018 GO Bonds	
Street Resurfacing - N Graham Ave from E Ninth St to E Tenth St			2018 GO Bonds	
Street Resurfacing - N Graham Ave from Mount Zion Pl to E Ninth St			2018 GO Bonds	
Street Resurfacing - N Graham Ave from W First St to W Third St			2018 GO Bonds	
Street Resurfacing - N Jackson Ave from W 12th St to E 14th St			2018 GO Bonds	
Street Resurfacing - N Jackson Ave from W First St to W Third St			2018 GO Bonds	
Street Resurfacing - Terrace Ave from Kentucky Ave to E 3rd St			2018 GO Bonds	
Street Resurfacing - Winston Lake Rd from New Walkertown Rd to End of Maintenance			2018 GO Bonds	
Street Resurfacing - Winston Lake Rd from Waterworks Rd to End of Maintenance			2018 GO Bonds	

*Street Resurfacing Segments are only included for 2014 and 2018 GO Bonds. Segments funded by two-thirds bonds are combined with other funding sources and are not available by ward at this time.

EAST WARD

Project: Union Station Renovation
Funding: 2014 LOBS





Project: Emmanuel Retirement Village
Funding: 2014 GO Bonds



Project: W.C. Sims Recreation Center
Funding: 2018 GO Bonds





Project: Happy Hill Park Renovations
Funding: 2014 GO Bonds



SOUTHEAST WARD

Location	Budget	Spending + Committed	Primary Funding Source	Project Status
Fire Station 11 Driveway	100,000	0	2/3 Bonds	Appropriated
Fire Station 5 Driveway	85,000	0	2/3 Bonds	Appropriated
Cole Rd Sidewalk - Cragmore Rd to existing	621,690	621,690	2014 GO Bonds	Complete
Dacian Street Sidewalk	8,662	8,662	2/3 Bonds	Complete
Fire Station #11 - Facility Renewal	13,815	13,815	2/3 Bonds	Complete
Lucia Site Economic Development	2,628	2,628	2014 GO Bonds	Complete
Maintenance Warehouse - Facility Renewal	68,903	68,903	2/3 Bonds	Complete
Pedestrian Safety - Sprague/Glendale Signal	90,000	61,142	2019 LOBS	Complete
Police District 2 Facility (Lucia)	2,338,706	2,338,706	2014 GO Bonds	Complete
Reynolds Park Boys Club Guardrail	8,965	8,965	2/3 Bonds	Complete
Reynolds Park Clubhouse - Facility Renewal	52,442	52,442	2/3 Bonds	Complete
Reynolds Park Golf Course	575,499	575,499	2/3 Bonds	Complete
Reynolds Park Playground	259,220	259,219	2018 GO Bonds	Complete
Reynolds Park Pool and Sprayground	564,836	562,260	2014 GO Bonds; 2018 GO Bonds	Complete
Reynolds Park Pool House-Facility Renewal	14,558	14,558	2/3 Bonds	Complete
Reynolds Park Rec Center - Facility Renewal	51,626	51,626	2/3 Bonds	Complete
Reynolds Park Road Sidewalk - Salem Lake Rd to Kings Plaza	1,403,807	1,403,807	2014 GO Bonds; 2/3 Bonds	Complete
Sprague Street Park Playground	86,709	86,709	2/3 Bonds	Complete
Sprague Street Rec Center - Facility Renewal	86,003	86,003	2018 GO Bonds; 2/3 Bonds	Complete
Union Cross Business Park - Infrastructure Improvements	500,000	500,000	2014 GO Bonds	Complete
WR Anderson Rec Center Renovation	450,000	406,826	2018 GO Bonds	Complete
Belview Rec Center Replacement	4,000,000	229,476	2019 LOBS; 2018 GO Bonds	In Progress
Easton Park Restrooms	500,000	102,369	2018 GO Bonds	In Progress
Fire Maintenance Garage - Facility Renewal	71,139	16,139	2/3 Bonds	In Progress
Fire Station #2 - Facility Renewal	58,630	14,630	2/3 Bonds	In Progress
Neighborhood Revitalization - TURN Program - Southeast	857,880	822,998	2014 GO Bonds; 2018 GO Bonds	In Progress
Quarry Park Development	7,405,756	7,204,223	2014 GO Bonds; 2018 GO Bonds	In Progress
Reynolds Park Shelters - Facility Renewal	45,600	45,160	2018 GO Bonds	In Progress
Ridgewood Place	675,000	391,795	2014 GO Bonds	In Progress
Salem Lake Park Development and Maintenance	8,321,397	7,182,924	2014 GO Bonds; 2018 GO Bonds; 2/3 Bonds	In Progress
Southeast Ward Economic Development Initiative	1,500,000	511,565	2018 GO Bonds	In Progress
Sprague Pool/Splashpad	883,440	824,072	2018 GO Bonds	In Progress
Sprague Street Rec Center	155,900	102,218	2018 GO Bonds	In Progress
Street Resurfacing - Southeast Ward Total	3,690,940	3,687,335	2014 GO Bonds; 2018 GO Bonds	In Progress
Union Cross Business Park Spec Building	575,040	533,640	2014 GO Bonds	In Progress
Union Cross- Temple School Road Property Acquisition	4,088,770	4,084,184	2014 GO Bonds	In Progress
Waughtown Street/Peachtree Street Child-Ped Safety	42,269	2,731	2014 GO Bonds	In Progress
Southeast Ward Total	40,254,829	32,878,916		

SOUTHEAST WARD

Street Resurfacing Segments


Street Resurfacing - Aureole Street from Burgandy Street to Dead End	2014 GO Bonds
Street Resurfacing - Bretton Street from Peachtree Street to Pleasant Street	2014 GO Bonds
Street Resurfacing - Butler St from the beginning of curb to Waughtown St	2014 GO Bonds
Street Resurfacing - Cole Rd from the curb ending to Interstate 40 NT	2014 GO Bonds
Street Resurfacing - Collier Street from the dead end to Margaret Street	2014 GO Bonds
Street Resurfacing - Collingwood Street from Walker Ave to Jefferson Ave	2014 GO Bonds
Street Resurfacing - Creekway Ct from the cul de sac to Creekway Dr	2014 GO Bonds
Street Resurfacing - Creekway Dr from the dead end to Sylvia Street	2014 GO Bonds
Street Resurfacing - E. Sprague Street from Sprague Ct to Waughtown Street	2014 GO Bonds
Street Resurfacing - E. Sprague Street from Sunnyside Ave to Marble Street	2014 GO Bonds
Street Resurfacing - Emma Ave from Clemmons Rd to Skyview Dr	2014 GO Bonds
Street Resurfacing - Marne Street from Milford Street to Pleasant Street	2014 GO Bonds
Street Resurfacing - Peachtree Street from Simmons Street to the dead end	2014 GO Bonds
Street Resurfacing - Pleasant Street from Peachtree Street to Rockford Street	2014 GO Bonds
Street Resurfacing - Reynolds Forest Dr from Reynolds Park Rd to Waughtown St	2014 GO Bonds
Street Resurfacing - S. Main Street from Back Forty Dr to US 52 South exit ramp	2014 GO Bonds
Street Resurfacing - S. Main Street from Back Forty Dr to US 52 South exit ramp	2014 GO Bonds
Street Resurfacing - S. Main Street from Silas Creek Parkway to Cassell Street	2014 GO Bonds
Street Resurfacing - S. Main Street from the bridge over a creek to Back Forty Dr	2014 GO Bonds
Street Resurfacing - S. Main Street from the bridge over a creek to Back Forty Dr	2014 GO Bonds
Street Resurfacing - Shalimar Dr from Glenmont Rd to Reynolds Park Rd	2014 GO Bonds
Street Resurfacing - W. Sedgefield Dr from Palmetto Dr to Pleasant Street	2014 GO Bonds
Street Resurfacing - W. Sedgefield Dr from Pleasant St to Palmetto Dr	2014 GO Bonds
Street Resurfacing - Waughtown St from N. Martin Luther King, Jr. Dr to Pleasant St	2014 GO Bonds
Street Resurfacing - Woodcote Dr from Dead End to Clemmons Circle	2014 GO Bonds
Street Resurfacing - Argonne Blvd from MLK to Peachtree St	2018 GO Bonds
Street Resurfacing - Beckerdite-Stewart Rd from Jones Rd to End of Maint	2018 GO Bonds
Street Resurfacing - Cranford St from Old Lexington Rd to Rosie St	2018 GO Bonds
Street Resurfacing - Devonshire St from Old Lexington Rd to Burgandy St	2018 GO Bonds
Street Resurfacing - Dudley St from Clemmons Rd to Dead End	2018 GO Bonds
Street Resurfacing - E Monmouth St from Old Lexington Rd to Dacian St	2018 GO Bonds
Street Resurfacing - Eastwood Dr from Cragmore Rd to Cole Rd	2018 GO Bonds
Street Resurfacing - Follansbee Rd from City Limits to S Main St	2018 GO Bonds
Street Resurfacing - Glencoe St from Old Lexington Rd to Urban St	2018 GO Bonds
Street Resurfacing - Goldfloss St from Old Lexington Rd to Thomasville Rd	2018 GO Bonds
Street Resurfacing - Haled St from Lomand St to Glendale St	2018 GO Bonds
Street Resurfacing - Harmon Rd from W Rhyne Ave to W Clemmons Rd	2018 GO Bonds
Street Resurfacing - Hemingway St from Wright St to Cassell St	2018 GO Bonds
Street Resurfacing - Hoover St from Waughtown St to Marne St	2018 GO Bonds
Street Resurfacing - Junia Ave from MLK to Peachtree St	2018 GO Bonds
Street Resurfacing - Lomond St from Wright St to Lemly St	2018 GO Bonds
Street Resurfacing - Louise Rd from Nancy Ln to Thomasville Rd	2018 GO Bonds
Street Resurfacing - Marble St from Waughtown St to E Sprague St	2018 GO Bonds
Street Resurfacing - S Main St from W Clemmons Rd to Follansbee Rd	2018 GO Bonds
Street Resurfacing - Stilleto Rd from Beckerdite-Stewart Rd to Dead End	2018 GO Bonds
Street Resurfacing - Urban St from Waughtown St to Glencoe St	2018 GO Bonds
Street Resurfacing - Urban St from Wilbur St to Junia Ave	2018 GO Bonds
Street Resurfacing - Verdun St from Peachtree St to Dead End	2018 GO Bonds

*Street Resurfacing Segments are only included for 2014 and 2018 GO Bonds. Segments funded by two-thirds bonds are combined with other funding sources and are not available by ward at this time.

SOUTHEAST WARD

Project: Quarry Park, Phase I

Funding: 2014 GO Bonds



Project: Sprague Street Recreation Center
Funding: 2018 GO Bonds



Project: Reynolds Park Pool and Sprayground
Funding: 2014 GO Bonds; 2018 GO Bonds



Project: Police District 2 Facility

Funding: 2014 GO Bonds



SOUTH WARD

Location	Budget	Spending + Committed	Primary Funding Source	Project Status
1001 South Marshall Street	2,000,000	0	2014 GO Bonds	Appropriated
Bankruptcy Court Maintenance	91,852	0	2019 LOBS	Appropriated
Georgia Taylor Recreation Center	24,000	0	2018 GO Bonds	Appropriated
2630 Konnoak Drive Land Acquisition	17,865	17,865	2018 GO Bonds	Complete
Academy Inc-West Salem	735,130	735,130	2014 GO Bonds	Complete
Ardmore Road Sidewalk - Highfield Park Dr to Old Salisbury Rd	869,247	869,247	2014 GO Bonds	Complete
Bankruptcy Court Acquisition	1,658,148	1,658,148	2019 LOBS	Complete
Brewer Rd/ Buchanan St Sidewalk	79,518	79,518	2014 GO Bonds	Complete
CH & BAS Security Cameras	62,493	62,493	2/3 Bonds	Complete
Corpening Plaza Renovations	379,739	379,739	2/3 Bonds	Complete
Fire Station #16 - Facility Renewal	12,415	12,415	2/3 Bonds	Complete
Georgia Taylor Rec Center - Facility Renewal	43,744	43,744	2/3 Bonds	Complete
Granville Drive Sidewalk - Franklin St to Apple St	1,516	1,516	2014 GO Bonds	Complete
Granville Shelter - Facility Renewal	13,860	13,860	2/3 Bonds	Complete
Heath Drive Sidewalk - Gyro Dr to Lantana Dr	1,140	1,140	2014 GO Bonds	Complete
Hobby Park Improvements	552,635	514,521	2014 GO Bonds; 2018 GO Bonds	Complete
Hobby Park Shelter - Facility Renewal	24,395	24,395	2/3 Bonds	Complete
Hollywood St Sidewalk - Arcadia Street to Cascade Avenue	177,391	177,391	2014 GO Bonds	Complete
Hutton Street Child-Ped Safety	11,850	11,850	2014 GO Bonds	Complete
Parkland Pool House - Facility Renewal	15,092	15,092	2/3 Bonds	Complete
Parkland Pool, Sprayground & Tennis Courts	859,462	859,462	2014 GO Bonds; 2/3 Bonds	Complete
Pedestrian Safety - Broad/Salem Traffic Signal	90,000	76,553	2019 LOBS	Complete
Pedestrian Safety - Hutton-Montgomery Sidewalk	51,500	30,105	2019 LOBS	Complete
Pedestrian Safety - London Lane Traffic Calming	46,490	32,311	2019 LOBS	Complete
Salem College Lot Purchase	454,832	454,832	2014 GO Bonds	Complete
Spring Street Sidewalk - Academy St to Bank St	1,064	1,064	2014 GO Bonds	Complete
Washington Park Shelter #4 - Facility Renewal	12,481	12,481	2/3 Bonds	Complete
New Fire Station #13	5,000,000	4,837,461	2018 GO Bonds	In Progress
BAS Facility Renewal	610,850	23,668	2/3 Bonds	In Progress
City Hall Facility Renewal	1,419,836	520,740	2/3 Bonds	In Progress
Granville Park Improvements	273,952	13,952	2/3 Bonds	In Progress
Neighborhood Revitalization - TURN Program - South	400,000	196,227	2014 GO Bonds	In Progress
Old Salem Infrastructure	3,909,330	3,907,435	2014 GO Bonds	In Progress
Street Resurfacing - South Ward Total	3,487,209	3,483,964	2014 GO Bonds; 2018 GO Bonds	In Progress
Strollway Renovations	1,000,000	597,100	2018 GO Bonds	In Progress
Washington Park	2,500,000	1,496,037	2018 GO Bonds	In Progress
South Ward Total	26,889,036	21,161,456		

Street Resurfacing Segments

Street Resurfacing - Beth Ave from Konnoak Dr to Buchanan St	2014 GO Bonds
Street Resurfacing - Briar Glen Rd from Laurel Grove Rd to Ebert Rd	2014 GO Bonds
Street Resurfacing - Burke Mill Rd from the Interstate 40 bridge to Frontis Plaza Blvd	2014 GO Bonds
Street Resurfacing - Carriage Cove Ln from Lois St to Old Salisbury Rd	2014 GO Bonds
Street Resurfacing - Cemetery St from N. Liberty St to W. Salem Ave	2014 GO Bonds
Street Resurfacing - Denise Ln from Glenshire Dr to Shetland Dr	2014 GO Bonds
Street Resurfacing - E. Sprague St from S. Main St to Sunnyside Ave	2014 GO Bonds
Street Resurfacing - Ebert Village Ct from Briar Glen Dr to the cul de sac	2014 GO Bonds
Street Resurfacing - Granville Dr from Apple St to W. Walnut St	2014 GO Bonds
Street Resurfacing - Griffith Rd from Burke Mill Rd to Hampton Rd	2014 GO Bonds

SOUTH WARD

Street Resurfacing - Gyro Dr from Old Salisbury Rd to Ralee Dr	2014 GO Bonds
Street Resurfacing - Hartman Street from Trent St to Buchanan St	2014 GO Bonds
Street Resurfacing - Lois Ct from the cul de sac to Lois St	2014 GO Bonds
Street Resurfacing - Old Salem Rd	2014 GO Bonds
Street Resurfacing - Old Salisbury Rd from Brierwood St to W. Clemmons Rd	2014 GO Bonds
Street Resurfacing - Quillmark Ct from the cul de sac to Quillmark Rd	2014 GO Bonds
Street Resurfacing - Quillmark Rd from Palmira Trail to the cul de sac	2014 GO Bonds
Street Resurfacing - S. Spring St from the dead end to W. Academy St	2014 GO Bonds
Street Resurfacing - Shetland Dr from Darwick Rd to the end of maintenance	2014 GO Bonds
Street Resurfacing - South Park Blvd from Brewer Rd to Old Salisbury Rd	2014 GO Bonds
Street Resurfacing - Thompson Dr from Old Salisbury Rd to W. Clemmons Rd	2014 GO Bonds
Street Resurfacing - Trademart Blvd from Peters Creek Pkwy to Old Salisbury Rd	2014 GO Bonds
Street Resurfacing - W. Academy St from N. BRd St to N. Green St	2014 GO Bonds
Street Resurfacing - W. Academy St from Old Salem Rd to N. Spring St	2014 GO Bonds
Street Resurfacing - W. Bank St from Granville Dr to Peters Creek Pkwy	2014 GO Bonds
Street Resurfacing - W. Bank St from N. Church St to Laurel Street	2014 GO Bonds
Street Resurfacing - W. Bank St from N. Green St to Granville Dr	2014 GO Bonds
Street Resurfacing - W. Sprague St from S. Main Street to Buchanan St	2014 GO Bonds
Street Resurfacing - Wachovia St from N. Marshall St to Gregory St	2014 GO Bonds
Street Resurfacing - Bogue Dr from Claxton Dr to Marie Dr	2018 GO Bonds
Street Resurfacing - Claxton Dr from Ebert Rd to Change of Pavement Near Marie Dr	2018 GO Bonds
Street Resurfacing - Claxton Dr from End Hot mix to Dead End	2018 GO Bonds
Street Resurfacing - Deer Track Ct from Claxton Dr to Cul de sac	2018 GO Bonds
Street Resurfacing - Devonshire St from BRd St to Main St	2018 GO Bonds
Street Resurfacing - Doune St from S Main St to Dead End	2018 GO Bonds
Street Resurfacing - Elmhurst St from Brewer Rd to Rosemont Ave	2018 GO Bonds
Street Resurfacing - Fairfield Dr from Brierwood St to Dead End	2018 GO Bonds
Street Resurfacing - Freeman St from Acadia Ave to Devonshire St	2018 GO Bonds
Street Resurfacing - Glenshire Ct from Glenshire Dr to Cul de Sac	2018 GO Bonds
Street Resurfacing - Glenshire Dr from Darwick Rd to Denise Ln	2018 GO Bonds
Street Resurfacing - Greencedar Ln from Bridgton Rd to Laurel Hill Ct	2018 GO Bonds
Street Resurfacing - Heathrow Dr from Ebert Rd to Ebert Rd	2018 GO Bonds
Street Resurfacing - Hutton St from Montgomery St to Link Rd	2018 GO Bonds
Street Resurfacing - London Ln from Burke Mill Rd to Ebert Rd	2018 GO Bonds
Street Resurfacing - Lovedale Ave from Fairfield Dr to Bancroft St	2018 GO Bonds
Street Resurfacing - Luther St from Harson St to Anderson Dr	2018 GO Bonds
Street Resurfacing - Marshall St from Salem Ave to Business 40	2018 GO Bonds
Street Resurfacing - Montgomery St from Granville Dr to Dead End	2018 GO Bonds
Street Resurfacing - Peach Ave from Spach Dr to Dead End	2018 GO Bonds
Street Resurfacing - S BRd St from Salem to Acadia	2018 GO Bonds
Street Resurfacing - W Rhyne Ave from S Main St to Konnoak Dr	2018 GO Bonds
Street Resurfacing - Woodland Hills Dr from Burke Mill Rd to Cul de Sac	2018 GO Bonds

*Street Resurfacing Segments are only included for 2014 and 2018 GO Bonds. Segments funded by two-thirds bonds are combined with other funding sources and are not available by ward at this time.

SOUTH WARD

Project: Hobby Park Improvements

Funding: 2014 GO Bonds, 2018 GO Bonds, Two-thirds Bonds





Project: Parkland Pool and Sprayground
Funding: 2014 GO Bonds; Two-thirds Bonds



Project: Parkland Park Tennis Courts
Funding: 2014 GO Bonds, Two-Thirds Bonds



Project: Corpening Plaza Improvements
Funding: Two-Thirds Bonds



SOUTHWEST WARD

Location	Budget	Spending + Committed	Primary Funding Source	Project Status
Little Creek Recreation Center	27,300	0	2018 GO Bonds	Appropriated
Redeemer School	250,000	0	2014 GO Bonds	Appropriated
Arlington Drive Sidewalk - Emory Dr to Fortune St	17,772	17,772	2014 GO Bonds	Complete
Bolton Pool	557,618	557,618	2018 GO Bonds	Complete
Cherokee Lane Sidewalk - Ebert St to Magnolia St	188,241	188,241	2014 GO Bonds	Complete
Ebert Street Sidewalk - Silas Creek Pkwy to Cherokee Ln	656,068	656,068	2014 GO Bonds	Complete
Fire Station #10 - Facility Renewal	22,236	22,236	2/3 Bonds	Complete
Fire Station #6 - Facility Renewal	85,619	85,619	2/3 Bonds	Complete
Little Creek Picnic Shelter - Facility Renewal	8,117	8,117	2018 GO Bonds	Complete
Little Creek Rec Center - Facility Renewal	22,260	22,260	2/3 Bonds	Complete
Little Creek Sprayground	226,705	226,705	2014 GO Bonds	Complete
Lockland Park Shelter - Facility Renewal	6,088	6,088	2/3 Bonds	Complete
Miller Park Renovations	2,467,073	2,456,307	2014 GO Bonds	Complete
Miller Park Restrooms/Shelters - Facility Renewal	20,074	20,074	2018 GO Bonds	Complete
Neighborhood Revitalization - Peters Creek Initiative	300,000	300,000	2018 GO Bonds	Complete
Old Vineyard Road Sidewalk - Johnsborough Ct to Maureen Rd	53,056	53,056	2014 GO Bonds	Complete
Peters Creek Initiative	200,000	200,000	2014 GO Bonds	Complete
Police District 3 Facility (Winterhaven Lane)	3,310,228	3,310,228	2014 GO Bonds	Complete
Bolton Park Playground	780,000	620,753	2018 GO Bonds	In Progress
Griffith Rd Sidewalk - Burke Mill Rd to Kimwell Dr	1,888,875	185,128	2014 GO Bonds	In Progress
Little Creek Greenway	1,500,000	381,372	2018 GO Bonds	In Progress
Little Creek Soccer Lighting	174,850	157,071	2018 GO Bonds	In Progress
Lockland Park Playground	160,080	106,618	2018 GO Bonds	In Progress
Miller Park Rec Center - Facility Renewal	232,794	135,676	2018 GO Bonds; 2/3 Bonds	In Progress
Miller Park Recreation Center	282,500	195,760	2018 GO Bonds	In Progress
Salem Creek Greenway Pedestrian Sidepath	1,000,000	131,684	2018 GO Bonds	In Progress
Silas Creek Pkwy Sidewalk Projects	3,852,000	316,496	2014 GO Bonds; 2/3 Bonds	In Progress
Street Resurfacing - Southwest Ward Total	4,798,797	4,795,452	2014 GO Bonds; 2018 GO Bonds	In Progress
Southwest Ward Total	23,088,352	15,156,400		

Street Resurfacing Segments

Street Resurfacing - Ainsworth St from Westover Dr to Parkway Dr	2014 GO Bonds
Street Resurfacing - Arlington Dr from the divided end to the dead end	2014 GO Bonds
Street Resurfacing - Ashwood Dr from the dead end to Blackwood Ave	2014 GO Bonds
Street Resurfacing - Atwood Ct from the cul de sac to Atwood Rd	2014 GO Bonds
Street Resurfacing - Atwood Rd from N. Stratford Rd to the cul de sac	2014 GO Bonds
Street Resurfacing - Beckwood Dr from the dead end to Creekwood Dr	2014 GO Bonds
Street Resurfacing - Bellview St from Rosewood Dr to Lyndhurst Ave	2014 GO Bonds
Street Resurfacing - Benton Rd from US 421 NT to the dead end	2014 GO Bonds
Street Resurfacing - Birchway Ln from Bridgeport Dr to Farmbrook Rd	2014 GO Bonds
Street Resurfacing - Birchwood Dr from the dead end to Bethesda Rd	2014 GO Bonds
Street Resurfacing - Blackwood Ave from Ashwood Dr to Birchwood Dr	2014 GO Bonds
Street Resurfacing - Bridgeport Dr from Carrollwood Dr to the cul de sac	2014 GO Bonds
Street Resurfacing - Burke Mill Rd from Sandersted Rd to the Interstate 40 Bridge	2014 GO Bonds
Street Resurfacing - Elderwood Ave from Ashwood Dr to N. Westview Dr	2014 GO Bonds
Street Resurfacing - Fairway Dr from Maplewood Ave to Magnolia Street	2014 GO Bonds
Street Resurfacing - Ford Street from Jefferson Ave to Cherokee Ln	2014 GO Bonds
Street Resurfacing - Griffith Rd from Burke Mill Rd to Hampton Rd	2014 GO Bonds
Street Resurfacing - Griffith Rd from Hampton Rd to E. Kimwell Dr	2014 GO Bonds
Street Resurfacing - Hannaford Rd from Vest Mill Rd to the cul de sac	2014 GO Bonds

SOUTHWEST WARD

Street Resurfacing - Hawthorne Rd from Knollwood Street to Irving Street	2014 GO Bonds
Street Resurfacing - Healy Dr from Collier Street to Plaza Dr	2014 GO Bonds
Street Resurfacing - Hoyt St from Collingwood St to Ford St	2014 GO Bonds
Street Resurfacing - Huntington Woods from Jonestown Rd to Hunter Forest Dr	2014 GO Bonds
Street Resurfacing - Johnsborough Ct from the cul de sac to Old Vineyard Rd	2014 GO Bonds
Street Resurfacing - Jonestown Rd from Kester Mill Rd to Romara Dr	2014 GO Bonds
Street Resurfacing - Kester Mill Rd from the width change to Kirk Rd	2014 GO Bonds
Street Resurfacing - Kimwell Dr from the cul de sac to N. Stratford Rd	2014 GO Bonds
Street Resurfacing - Knollwood St from Business 40 NT to S. Stratford Rd	2014 GO Bonds
Street Resurfacing - Lockwood Dr from the t-turn around to Jonestown Rd	2014 GO Bonds
Street Resurfacing - Lyndhurst Ave from Maplewood Ave to Knollwood St	2014 GO Bonds
Street Resurfacing - Magnolia Street from Westover Dr to Jefferson Ave	2014 GO Bonds
Street Resurfacing - Maplewood Ave from Miller St to Magnolia St	2014 GO Bonds
Street Resurfacing - Margaret St from the cul de sac to Samuel St	2014 GO Bonds
Street Resurfacing - Melrose St from Westover Dr to Hawthorne Rd	2014 GO Bonds
Street Resurfacing - Old Vineyard Rd from S. Stratford Rd to Business 40 NT	2014 GO Bonds
Street Resurfacing - Parkway Dr from Miller Street to Magnolia Street	2014 GO Bonds
Street Resurfacing - Somerset Dr from Jonestown Rd to the curb ending	2014 GO Bonds
Street Resurfacing - Springhaven Dr from Creekwood Dr to Farmbrook Rd	2014 GO Bonds
Street Resurfacing - Stonekirk Ct from the cul de sac to Birchway Ln	2014 GO Bonds
Street Resurfacing - Walker Ave from Ebert St to Magnolia St	2014 GO Bonds
Street Resurfacing - Weatherwood Ct from the cul de sac to Weatherwood Ln	2014 GO Bonds
Street Resurfacing - Westbrook Plaza Dr from the divided beginning to S. Stratford Rd	2014 GO Bonds
Street Resurfacing - Westbrook Plaza Dr from Vest Mill Rd to Westgate Center Dr	2014 GO Bonds
Street Resurfacing - Westgate Center Dr from Westbrook Plaza Dr to Hanes Mall Blvd	2014 GO Bonds
Street Resurfacing - Westover Dr from Miller Street to Magnolia Street	2014 GO Bonds
Street Resurfacing - Anson St from W Academy St to N Sunset Dr	2018 GO Bonds
Street Resurfacing - Ashview Dr from End of Maint to Patricia Ln	2018 GO Bonds
Street Resurfacing - Browndale St from Griffith Rd to End Pavement	2018 GO Bonds
Street Resurfacing - Cherokee Ln from Ebert St to Pinebluff Rd	2018 GO Bonds
Street Resurfacing - Deerwood Dr from Elderwood Av to Blackwood Av	2018 GO Bonds
Street Resurfacing - Ebert St from N Hawthorne Rd to Silas Creek Pkwy	2018 GO Bonds
Street Resurfacing - Gales Ave from Hausman Dr to Gales Ct	2018 GO Bonds
Street Resurfacing - Hawthorne Rd from Knollwood to Silas Creek	2018 GO Bonds
Street Resurfacing - Kirk Rd from Kester Mill Rd to Kirk Rd	2018 GO Bonds
Street Resurfacing - Knollwood St from Stratford Rd to Hawthorne Rd	2018 GO Bonds
Street Resurfacing - Lamont Dr from Gales Ct to Princeton St	2018 GO Bonds
Street Resurfacing - Lyndhurst Ave from Bethesda Rd to Knollwood St	2018 GO Bonds
Street Resurfacing - Melinda Dr from Westview Dr to Knollwood St	2018 GO Bonds
Street Resurfacing - Mill St from Thurston St to Hanestown Ln	2018 GO Bonds
Street Resurfacing - Miller St from Hawthorne Rd to Silas Creek	2018 GO Bonds
Street Resurfacing - Patricia Ln from S Westview Dr to Knollwood St	2018 GO Bonds
Street Resurfacing - Plaza Dr from Healy Dr to Cul de Sac	2018 GO Bonds
Street Resurfacing - Rosewood Ave from Magnolia St to Miller St	2018 GO Bonds
Street Resurfacing - S Hawthorne Rd from W First St to Irving St	2018 GO Bonds
Street Resurfacing - Seaman St from Thurston St to Hanestown Ln	2018 GO Bonds
Street Resurfacing - Thurston St from Ricks Dr to Seaman St	2018 GO Bonds
Street Resurfacing - Weatherbee Dr from Netterillo Dr to Dead End	2018 GO Bonds
Street Resurfacing - Westmore Ct from Pinebluff Rd to Cul de Sac	2018 GO Bonds

*Street Resurfacing Segments are only included for 2014 and 2018 GO Bonds. Segments funded by two-thirds bonds are combined with other funding sources and are not available by ward at this time.

SOUTHWEST WARD

Project: Little Creek Sprayground

Funding: 2014 GO Bonds



Project: Police District 3 Facility
Funding: 2014 GO Bonds



Project: Miller Park Renovations
Funding: 2014 GO Bonds





WEST WARD

Location	Budget	Spending + Committed	Primary Funding Source	Project Status
Fire Station 18 Driveway	300,000	0	2/3 Bonds	Appropriated
South Fork Rec Center - Facility Renewal	35,000	0	2/3 Bonds	Appropriated
Bryansplace Drive Sidewalk - Allistair Rd to Cedar Trail	93,729	93,729	2014 GO Bonds	Complete
College Village CRBA	152,000	152,000	2018 GO Bonds	Complete
Country Club Road Wall Repair	1,750	1,750	2/3 Bonds	Complete
Cricket's Nest/Our House - Facility Renewal	28,935	28,935	2/3 Bonds	Complete
Fire Station #18 - Facility Renewal	22,992	22,992	2/3 Bonds	Complete
Fire Station #7 Renovation	2,219,128	2,219,128	2014 GO Bonds	Complete
Hathaway Sprayground	230,925	230,925	2014 GO Bonds	Complete
Hearthside Drive Sidewalk -Peace Haven Rd to Staffordshire Rd	82,821	82,821	2014 GO Bonds	Complete
Jamison Park	3,070,152	3,070,152	2014 GO Bonds	Complete
Leinbach Park Shelter - Facility Renewal	9,339	9,339	2/3 Bonds	Complete
Pedestrian Safety - Allistair Road Traffic Study	137,060	137,113	2019 LOBS	Complete
Pedestrian Safety - Peace Haven/Allistair Signal	160,110	159,904	2019 LOBS	Complete
Shaffner Park Restrooms - Facility Renewal	3,655	3,655	2/3 Bonds	Complete
South Fork Shelter - Facility Renewal	21,597	21,597	2/3 Bonds	Complete
Stonebridge Drive Sidewalk - Country Club Rd to end	3,524	3,524	2014 GO Bonds	Complete
West Ward Pocket Park	43,250	43,250	2014 GO Bonds	Complete
Yorkshire Road Sidewalk - Silas Creek Pkwy to Wellington Rd	167,365	167,365	2014 GO Bonds	Complete
Cedar Trail Sidewalk	478,867	106,528	2014 GO Bonds	In Progress
Chester Rd/Peace Haven Rd Child-Ped Safety	18,635	1,365	2014 GO Bonds	In Progress
Fire Station #7 - Facility Renewal	43,313	29,813	2/3 Bonds	In Progress
Forest Drive Sidewalk -Stratford Rd to Dartmouth Rd	36,285	19,185	2014 GO Bonds	In Progress
Meadowlark Drive Widening	12,139,050	10,442,670	2014 GO Bonds	In Progress
South Fork Recreation Center	175,450	151,950	2018 GO Bonds; 2/3 Bonds	In Progress
Street Resurfacing - West Ward Total	3,396,314	3,393,069	2014 GO Bonds; 2018 GO Bonds	In Progress
Woodbine Rd Concrete Street Base Repair	50,600	49,973	2018 GO Bonds	In Progress
West Ward Total	23,121,846	20,642,732		

Street Resurfacing Segments

Street Resurfacing - Allistair Rd from N. Peace Haven Rd to Calverton Ct	2014 GO Bonds
Street Resurfacing - Bennett Dr from Country Club Rd to Lukon Ln	2014 GO Bonds
Street Resurfacing - Billie Sue Dr from Tiffany Ave to Lynhaven Dr	2014 GO Bonds
Street Resurfacing - Buena Vista Rd from Westover Ave to Englewood Dr	2014 GO Bonds
Street Resurfacing - Burkeridge Ct from Flynt Valley Dr to the cul de sac	2014 GO Bonds
Street Resurfacing - Buttonwood Dr from Allistair Rd to the dead end	2014 GO Bonds
Street Resurfacing - Carrowmore Ln from Corbridge Ln to Kinlough Ln	2014 GO Bonds
Street Resurfacing - Cavalier Dr from the beginning of maintenance to the cul de sac	2014 GO Bonds
Street Resurfacing - Derbyshire Rd from Quarterstaff Rd to Friar Tuck Rd	2014 GO Bonds
Street Resurfacing - Fairmont Rd from Buena Vista Rd to the cul de sac	2014 GO Bonds
Street Resurfacing - Flynt Valley Ct from Flynt Valley Dr to the cul de sac	2014 GO Bonds
Street Resurfacing - Flynt Valley Ct from the cul de sac to Flynt Valley Dr	2014 GO Bonds
Street Resurfacing - Flynt Valley Dr from Flynt Valley Ct to West Oak Trail	2014 GO Bonds
Street Resurfacing - N. Peace Haven Rd from Country Club Rd to York Rd	2014 GO Bonds
Street Resurfacing - Reynolda Rd from Wake Forest Rd to Stratford Rd	2014 GO Bonds
Street Resurfacing - Robinhood Rd from Buena Vista Rd to Silas Creek Pkwy	2014 GO Bonds
Street Resurfacing - S. Stratford Rd from Country Club Rd to Business 40 NT	2014 GO Bonds
Street Resurfacing - Sally Kirk Rd from Thornhill Ln to the curb ending	2014 GO Bonds
Street Resurfacing - Shadylawn Dr from Clyde Dr to the curb ending	2014 GO Bonds
Street Resurfacing - Thales Rd from Vinegar Hill Rd to N. Peacehaven Rd	2014 GO Bonds
Street Resurfacing - Thornhill Ln from Kinlough Ln to Tallison Dr	2014 GO Bonds
Street Resurfacing - Tiffany Ave from the dead end to N. Peacehaven Rd	2014 GO Bonds

WEST WARD

Street Resurfacing - Tipperary Ln from Country Club Rd to Pine Needles Dr	2014 GO Bonds
Street Resurfacing - Vinegar Hill Rd from the width change to Thales Rd	2014 GO Bonds
Street Resurfacing - Virginia Rd from Oaklawn Ave to Roslyn Rd	2014 GO Bonds
Street Resurfacing - Wesleyan Ln from Monticello Dr to Marguerite Park Dr	2014 GO Bonds
Street Resurfacing - Willowbrook Ln from Woodcrest Dr to N. Peacehaven Rd	2014 GO Bonds
Street Resurfacing - Woodcrest Dr from N. Peacehaven Rd to Shadylawn Dr	2014 GO Bonds
Street Resurfacing - Arbor Rd from Forest Dr to Robinhood Rd	2018 GO Bonds
Street Resurfacing - Banbury Rd from Cul de Sac to Sherwood Forest Rd	2018 GO Bonds
Street Resurfacing - Blake St from Kerrybrook Ln to Tipperary Ln	2018 GO Bonds
Street Resurfacing - Blenheim Pl from Yorkshire Rd to Cul de Sac	2018 GO Bonds
Street Resurfacing - Braehill Blvd from S Peace Haven Rd to Traffic Circle	2018 GO Bonds
Street Resurfacing - Browning Pl from Hunters Ridge Rd to Cul de Sac	2018 GO Bonds
Street Resurfacing - Brunswick Ct from Scarsborough Dr to Cul de Sac	2018 GO Bonds
Street Resurfacing - Buckingham Rd from Bitting Rd to Dead End	2018 GO Bonds
Street Resurfacing - Chartwell Cir from Cul de Sac to York Rd	2018 GO Bonds
Street Resurfacing - Conway Ct from York Rd to Cul de Sac	2018 GO Bonds
Street Resurfacing - Dewsbury Rd from Friar Tuck Rd to Kirklees Rd	2018 GO Bonds
Street Resurfacing - Gladstone Ct from Anita Dr to Dead End	2018 GO Bonds
Street Resurfacing - Hedgewood Pl from Dresden to Cul de Sac	2018 GO Bonds
Street Resurfacing - Stonebridge Dr from Country Club to Lantern Ridge	2018 GO Bonds
Street Resurfacing - Sturbridge Rd from Staffordshire Rd to Gloucestershire Rd	2018 GO Bonds
Street Resurfacing - Wellington Rd from N Pine Valley Rd to Robinhood Rd	2018 GO Bonds
Street Resurfacing - Welwyn Rd from Staffordshire Rd to End C&G	2018 GO Bonds
Street Resurfacing - Westover Ave from Buena Vista Rd to Cul De Sac	2018 GO Bonds
Street Resurfacing - Windmere Cir from N Pine Valley Rd to Cul de Sac	2018 GO Bonds
Street Resurfacing - Woodcove Dr from Steyers Ferry Rd to Cul de Sac	2018 GO Bonds
Street Resurfacing - York Rd from Chester Rd to Clovelly Rd	2018 GO Bonds

*Street Resurfacing Segments are only included for 2014 and 2018 GO Bonds. Segments funded by two-thirds bonds are combined with other funding sources and are not available by ward at this time.

WEST WARD

Project: Hathaway Sprayground

Funding: 2014 GO Bonds



Project: Fire Station #7 Renovation

Funding: 2014 GO Bonds



Project: Jamison Park
Funding: 2014 GO Bonds





Appendix A. MWBE Participation Summary

MWBE Participation Summary

Project	Design			Construction		
	Goal	Contract	Final	Goal	Contract	Final
	M / W	M / W	M / W	M / W	M / W	M / W
2014 Bonds						
Alexander Beaty Public Safety Training and Support Center-Ph II				10% / 10%	4.52% / 5.90%	4.89% / 7.12%
Concrete Base Streets Rehabilitation				5% / 5%	5.50% / 5%	8% / 9%
Fire Station #7 and #9 Renovations				9% / 2%	13.95% / 2.25%	15% / 6.50%
Fire Station #8 Renovations				12% / 10%	13.70% / 1.90%	8.30% / 5.60%
Hanes Park Improvements - Ph 1				13% / 7%	13% / 9.10%	14% / 14%
Happy Hill Park Renovations				16% / 11%	9% / 5.80%	9.65% / 14.14%
Jamison Park Development				12.8% / 10%	12.20% / 9.10%	12.70% / 14.00%
Kimberly Park Improvements				16% / 16%	17% / 17.80%	21% / 20%
Old Salem Infrastructure				6% / 5%	6% / 5%	6% / 6.33%
Parkland Pool				11% / 9%	17% / 14.70%	9.94% / 17.64%
Police District 1 and Police District 3 Facilities				10% / 7%	10.09% / 8.35%	11% / 10%
Police District 2				5% / 5%	15.05% / 20.62%	17.02% / 21.97%
Polo Road Corridor Improvements				10% / 10%	12.15% / 10%	12% / 3%
Quarry Park Development - Ph 1				10% / 10%	10.18% / 24.92%	11% / 33.50%
Salem Lake Marina				10% / 10%	2.21% / 13.02%	2.40% / 15.20%
Second Street Park				11% / 18%	10.97% / 18.18%	0% / 0%
Sedge Garden Recreation Center Gymnasium				8% / 15%	9% / 10%	11.27% / 16.85%
Street Resurfacing Projects (4)					20.16% / 20.25%	32.66% / 23.35%
Vivian H. Burke Public Safety Center Renovation				17% / 9%	4% / 40%	
Water Sprayground: Hathaway Park & Little Creek Park				5% / 5%	8.33% / 7.33%	13.16% / 10.32%
Water Sprayground: Polo Park Pool and Mineral Springs Pool				8% / 5%	8% / 5%	4% / 14%
Water Sprayground: Parkland Pool & Sprayground				17% / 13%	11% / 9%	9.94% / 17.64%
Water Sprayground: Sprague St				15% / 2%	10% / 21%	
Winston Lake Aquatics Facility				10% / 10%	10.89% / 10.06%	11.08% / 14.65%
Winston Lake Golf Course Renovations				7% / 5%	8% / 35%	2% / 48%
Winston Lake Golf Course Restroom Facility				7% / 5%	7% / 7%	2% / 13%
2018 Bonds						
Public Safety Training Complex						
Fire Station #3 Replacement	10%	15%				
Fire Station #13	10%	35%		19% / 13%	3% / 6%	
Bethania Rural Hall Pocket Park						
Georgetown Pocket Park						
Recreation and Parks Facility Renewal - Security Improvements						
Recreation and Parks Facility Renewal - Tennis Court Repairs				1% / 10%	1.2% / 19.0%	1.3% / 23%
Recreation and Parks Facility Renewal - Pool Repairs				10%	0%	0%
Recreation and Parks Facility Renewal - Old Town Drainage Improvements	10%	10%		17% / 10%	8.1% / 19.7%	
Winston Lake Park Renovations - Phase II	10%	11.2%		15% / 11%	1.7% / 8.5%	
Salem Lake Park Improvements - Phase II	10%	3%		9% / 6%	9.1% / 6.1%	
Quarry Park Development - Phase II	10%	10%		9% / 7%	5.7% / 3.5%	
Washington Park Renovations	10%	10%		17% / 10%	8.1% / 19.7%	

Appendix A. MWBE Participation Summary

MWBE Participation Summary

Project	Design			Construction		
	Goal	Contract	Final	Goal	Contract	Final
	M / W	M / W	M / W	M / W	M / W	M / W
Playground Renovations - Brushy Fork & Winston Lake	10%	10%	10%	6% / 6%	6% / 2.7%	7% / 3%
Playground Renovations - Lockland, Reynolds, & Skyland	10%	85%		11% / 7%	0% / 8.1%	
Carl Russell Community Center	10%	20%		8% / 5%	0% / 14.4%	
Hanes Park - Phase II	10%	80%		12% / 7%	3.5% / 26%	
WR Anderson Rec Center Gym Renovations	10%	58%		18% / 11%	18.6% / 45.8%	
Easton Park Restrooms	10%	10%				
Strollway Renovations						
Hobby Park Improvements	10%	90%	90%	9% / 7%	12.3% / 19.8%	13% / 20%
Street Resurfacing (Contract #1)				5% / 5%	5% / 5.1%	5.5% / 8.2%
Street Resurfacing (Contract #2)				5% / 5%	5.1% / 5.7%	
Concrete Base Streets Rehabilitation						
Polo Road Improvements						
Liberty and Main Street Two-Way Conversion	10%	90%				
Business 40 Corridor Improvements (US 52 to Peters Creek Parkway)						
First and Second Street Two-Way Conversion	10%	90%		6% / 4%	6% / 4%	
Multi-Use Path						
Streetscape Improvements - Phase I						
Bicycle/Pedestrian Improvements						
East End Corridor Area Plan - Phase I						
Little Creek Greenway						
Salem Creek Greenway Pedestrian Pathway	10%	85%				
2019 LOBS						
Belview Recreation Center Replacement	10% / 39%			14% / 8%		
Bowman Gray Stadium Improvements	10% / 14%				16.52% / 19.17%	
Long Creek Park Development	10% / 10%			18% / 11%	8.14% / 13.27%	
On-Call Concrete				6% / 4%		
On-Call Markings	10%					
On-Call Signals	10%					
Union Station				5% / 5%	5.28% / 3.30%	9.16% / 5.85%
Union Station Ph- II				12% / 8%	5.59% / 8.62%	6.30% / 14.13%
Average MWBE Participation - Completed Projects					20.13%	23.27%

*Projects with no MWBE compliance goals are not included on this list.

Completed projects are highlighted in green.